

# MOD-U-BEAM<sup>®</sup>


BY

# LEGION<sup>®</sup>

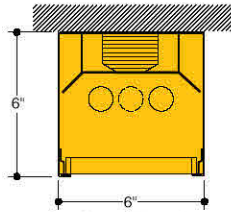


# SURFACE AND

## SERIES 606

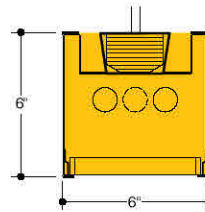


**Series 606 Surface Direct**  
(Legion Catalog, Sect. A, page A-U-1/A-U-2)



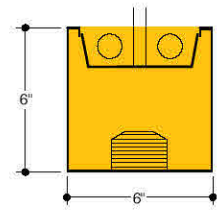
Surface/Pendant  
Flush Diffuser  
1 or 2 lamps  
T8 or T5

**Series PUL606 Pendant Uplite**  
(Legion Catalog, Sect. A, page A-U-3/A-U-4)



Stem/Cable Mounted  
Flush Diffuser  
1 or 2 lamps  
T8 or T5

**Series ID606 Pendant Indirect**  
(Legion Catalog, Sect. A, page A-U-17/A-U-18)



Stem/Cable Mounted  
1 or 2 lamps  
T8 or T5

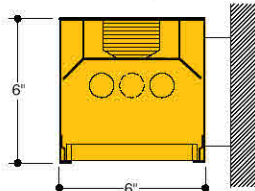
### ORDERING DATA

CATALOG NUMBER	No. & Type Lamp	Length
606 -117 EBO	1-F017-OCT-T8	24"
-217 EBO	2-F017-OCT-T8	
-125 EBO	1-F025-OCT-T8	36"
-225 EBO	2-F025-OCT-T8	
-132 EBO	1-F032-OCT-T8	48"
-232 EBO	2-F032-OCT-T8	
PUL606 -160 EBO	1-F040-OCT-T8	60"
ID606 -260 EBO	2-F040-OCT-T8	
W606 -125-6T EBO	2-F025-OCT-T8	72"
WUD606 -225-6T EBO	4-F025-OCT-T8	
WID606 -132-8T EBO	2-F032-OCT-T8	96"
-232-8T EBO	4-F032-OCT-T8	
-196SL EBO	1-F096-OCT-T8	
-296SL EBO	2-F096-OCT-T8	
-196-16TSL EBO	2-F096-OCT-T8	*192"
-CB, Corner Box	NONE	6"

ALL UNITS AVAILABLE FOR T5 & T5HO LAMPS.  
REFER TO CONVERSION CHART ON BACK PAGE

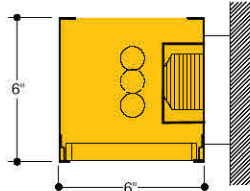
\*Housing supplied in 2 equal sections, coupled together in field by installing contractor.

**Series W606 Wall Direct**  
(Legion Catalog, Sect. A, page A-U-5/A-U-6)



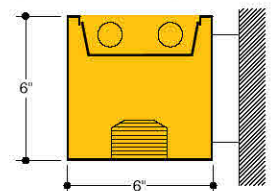
Wall Mounted  
Flush Diffuser  
1 or 2 lamps  
T8 or T5

**Series WUD606 Wall Up/Downlite**  
(Legion Catalog, Sect. A, page A-U-7/A-U-8)



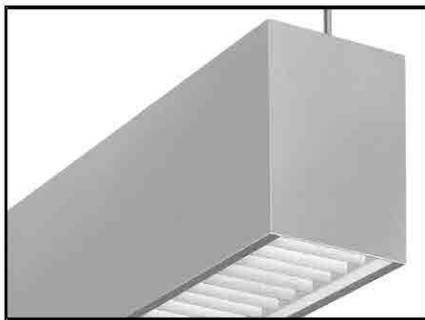
Wall Mounted  
Flush Diffuser  
1 or 2 lamps  
T8 or T5

**Series WID606 Wall Indirect**  
(Legion Catalog, Sect. A, page A-U-19/A-U-20)



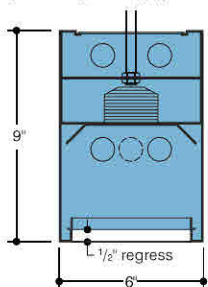
Wall Mounted  
1 or 2 lamps  
T8 or T5

Refer to individual catalog pages for Back Plans and Photometrics.



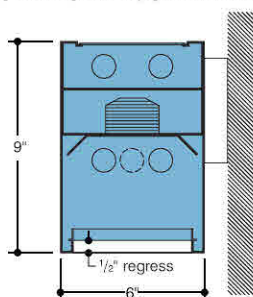
## SERIES 609

**Series DID609 Pendant Direct/Indirect**  
(Legion Catalog, Sect. A, page A-U-25/A-U-26)



Stem/Cable Mounted  
Regressed Diffuser  
1 or 2 lamps Up & Down

**Series WID609 Wall Direct/Indirect**  
(Legion Catalog, Sect. A, page A-U-27/A-U-28)



Wall Mounted  
Regressed Diffuser  
1 or 2 lamps Up & Down

### ORDERING DATA


Catalog Number	Lamp Configuration	No. & Type Lamp	Length
-1UP225 EBO	⬆ 1UP, 1 DOWN	2-F025-OCT-T8	36"
-1UP325 EBO	⬆ 1UP, 2 DOWN	3-F025-OCT-T8	
-2UP325 EBO	⬆ 2UP, 1 DOWN	3-F025-OCT-T8	
-2UP425 EBO	⬆ 2UP, 2 DOWN	4-F025-OCT-T8	48"
-1UP232 EBO	⬆ 1UP, 1 DOWN	2-F032-OCT-T8	
-1UP332 EBO	⬆ 1UP, 2 DOWN	3-F032-OCT-T8	
-2UP332 EBO	⬆ 2UP, 1 DOWN	3-F032-OCT-T8	72"
-2UP432 EBO	⬆ 2UP, 2 DOWN	4-F032-OCT-T8	
WID609 -1UP225-6T EBO	⬆ 1UP, 1 DOWN	4-F025-OCT-T8	
-1UP325-6T EBO	⬆ 1UP, 2 DOWN	6-F025-OCT-T8	96"
-2UP325-6T EBO	⬆ 2UP, 1 DOWN	6-F025-OCT-T8	
-2UP425-6T EBO	⬆ 2UP, 2 DOWN	8-F025-OCT-T8	
-1UP232-8T EBO	⬆ 1UP, 1 DOWN	4-F032-OCT-T8	96"
-1UP332-8T EBO	⬆ 1UP, 2 DOWN	6-F032-OCT-T8	
-2UP332-8T EBO	⬆ 2UP, 1 DOWN	6-F032-OCT-T8	
-2UP432-8T EBO	⬆ 2UP, 2 DOWN	8-F032-OCT-T8	

ALL UNITS AVAILABLE FOR T5 & T5HO LAMPS.  
REFER TO CONVERSION CHART ON BACK PAGE.

Refer to individual catalog pages for Back Plans and Photometrics.

# WALL AND PENDANT

## SERIES 607



### ORDERING DATA

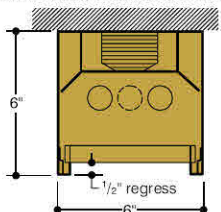
CATALOG NUMBER	No. & Type Lamp	Length
607 PUL607 W607 WUD607	-117 EBO	1-F017-OCT-T8
	-217 EBO	2-F017-OCT-T8
	-125 EBO	1-F025-OCT-T8
	-225 EBO	2-F025-OCT-T8
	-132 EBO	1-F032-OCT-T8
	-232 EBO	2-F032-OCT-T8
	-160 EBO	1-F040-OCT-T8
	-260 EBO	2-F040-OCT-T8
	-125-6T EBO	2-F025-OCT-T8
	-225-6T EBO	4-F025-OCT-T8
	-132-8T EBO	2-F032-OCT-T8
	-232-8T EBO	4-F032-OCT-T8
-196SL EBO	1-F096-OCT-T8	
-296SL EBO	2-F096-OCT-T8	
-196-16TSL EBO	2-F096-OCT-T8	
-CB, Corner Box	NONE	6"

ALL UNITS AVAILABLE FOR T5 & T5HO LAMPS.  
REFER TO CONVERSION CHART ON BACK PAGE

\*Housing supplied in 2 equal sections, coupled together in field by installing contractor.

### Series 607 Surface Direct

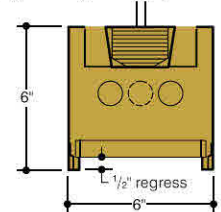
(Legion Catalog, Sect. A, page A-U-9/A-U-10)



Surface/Pendant Regressed Diffuser  
1 or 2 lamps  
T8 or T5

### Series PUL607 Pendant Uplite

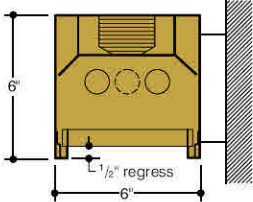
(Legion Catalog, Sect. A, page A-U-11/A-U-12)



Stem/Cable Mounted Regressed Diffuser  
1 or 2 lamps  
T8 or T5

### Series W607 Wall Direct

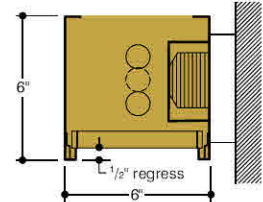
(Legion Catalog, Sect. A, page A-U-13/A-U-14)



Wall Mounted Regressed Diffuser  
1 or 2 lamps  
T8 or T5

### Series WUD607 Wall Up/Downlite


(Legion Catalog, Sect. A, page A-U-15/A-U-16)



Wall Mounted Regressed Diffuser  
1 or 2 lamps  
T8 or T5

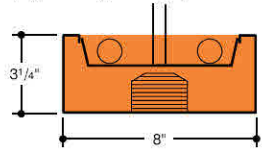
Refer to individual catalog pages for Back Plans and Photometrics.

## SERIES 863



### Series ID863 Pendant Indirect Plus

(Legion Catalog, Sect. A, page A-U-21/A-U-22)



Stem/Cable Mounted  
1, 2 or 3 lamps T8

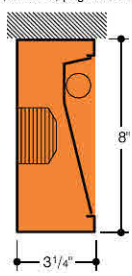
### ORDERING DATA

Catalog No.	No. & Type Lamp	Length
WAD863-117 EBO	1-F017-OCT-T8	24"
ID863-217 EBO	2-F017-OCT-T8	
* ID863-317 EBO	3-F017-OCT-T8	36"
WAD863-125 EBO	1-F025-OCT-T8	
ID863-225 EBO	2-F025-OCT-T8	48"
* ID863-325 EBO	3-F025-OCT-T8	
WAD863-132 EBO	1-F032-OCT-T8	60"
ID863-232 EBO	2-F032-OCT-T8	
* ID863-332 EBO	3-F032-OCT-T8	72"
WAD863-160 EBO	1-F040-OCT-T8	
ID863-260 EBO	2-F040-OCT-T8	96"
* ID863-360 EBO	3-F040-OCT-T8	
WAD863-125-6T EBO	2-F025-OCT-T8	72"
ID863-225-6T EBO	4-F025-OCT-T8	
* ID863-325-6T EBO	6-F025-OCT-T8	96"
WAD863-132-8T EBO	2-F032-OCT-T8	
ID863-232-8T EBO	4-F032-OCT-T8	96"
* ID863-332-8T EBO	6-F032-OCT-T8	
WAD863-196SL EBO	1-F096-OCT-T8	96"
ID863-296SL EBO	2-F096-OCT-T8	
* ID863-396SL EBO	3-F096-OCT-T8	

\* FOR CABLE MOUNTING ONLY. (Not for stem mounting).  
For Wall Mounting Indirect, change prefix ID to WID.  
Example: WID863-217 EBO.  
For Ceiling Mounting, change prefix WAD to CVL.  
Example: CVL863-217 EBO.

### Series CVL863 Ceiling Valance

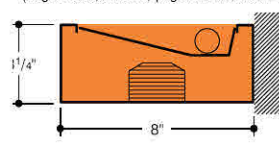
(Legion Cat., Sect. A, page A-U-23/A-U-24)



Surface Ceiling  
1 lamp T8

### Series WAD863 Wall Mounted

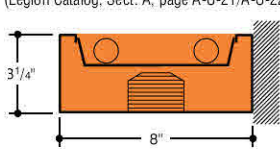
(Legion Cat., Sect. A, page A-U-23/A-U-24)



Wall Mounted  
1 lamp T8

### Series WID863 Wall Indirect Plus

(Legion Catalog, Sect. A, page A-U-21/A-U-22)




Wall Mounted  
1, 2 or 3 lamps T8

Refer to individual catalog pages for Back Plans and Photometrics.

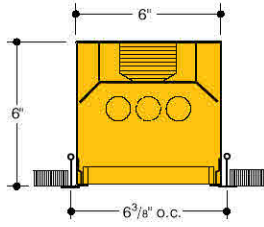
# AND RECESSED

## SERIES JR606/607



### Series JR606 Recessed Lay-In

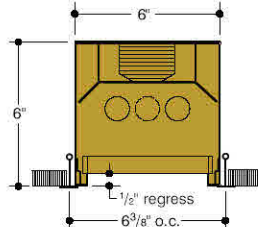
(Legion Catalog, Sect. B, page 61/62)



Flush Diffuser  
1 or 2 lamps  
T8 or T5

### Series JR607 Rec. Regressed Lay-In

(Legion Catalog, Sect. B, page 65/66)




Regressed Diffuser  
1 or 2 lamps  
T8 or T5

### ORDERING DATA

CATALOG NUMBER	No. & Type Lamp	Length
-117 EBO	1-F017-OCT-T8	24"
-217 EBO	2-F017-OCT-T8	
-125 EBO	1-F025-OCT-T8	36"
-225 EBO	2-F025-OCT-T8	
-132 EBO	1-F032-OCT-T8	48"
-232 EBO	2-F032-OCT-T8	
-160 EBO	1-F040-OCT-T8	60"
-260 EBO	2-F040-OCT-T8	
-125-6T EBO	2-F025-OCT-T8	72"
-225-6T EBO	4-F025-OCT-T8	
-132-8T EBO	2-F032-OCT-T8	96"
-232-8T EBO	4-F032-OCT-T8	
-196SL EBO	1-F096-OCT-T8	
-296SL EBO	2-F096-OCT-T8	
-196-16TSL EBO	2-F096-OCT-T8	*192"

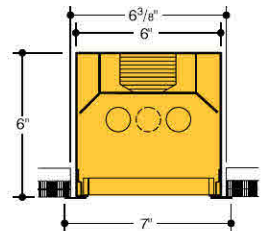
ALL UNITS AVAILABLE FOR T5 & T5HO LAMPS. REFER TO CONVERSION CHART ON BACK PAGE

## SERIES FR606/607



### Series FR606 Recessed Flanged

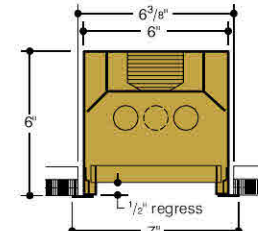
(Legion Catalog, Sect. B, page 63/64)



Flush Diffuser  
1 or 2 lamps  
T8 or T5

### Series FR607 Rec. Regressed Flanged

(Legion Catalog, Sect. B, page 67/68)



Regressed Diffuser  
1 or 2 lamps  
T8 or T5


### ORDERING DATA

CATALOG NUMBER	No. & Type Lamp	Length
-117 EBO	1-F017-OCT-T8	24"
-217 EBO	2-F017-OCT-T8	
-125 EBO	1-F025-OCT-T8	36"
-225 EBO	2-F025-OCT-T8	
-132 EBO	1-F032-OCT-T8	48"
-232 EBO	2-F032-OCT-T8	
-160 EBO	1-F040-OCT-T8	60"
-260 EBO	2-F040-OCT-T8	
-125-6T EBO	2-F025-OCT-T8	72"
-225-6T EBO	4-F025-OCT-T8	
-132-8T EBO	2-F032-OCT-T8	96"
-232-8T EBO	4-F032-OCT-T8	
-196SL EBO	1-F096-OCT-T8	
-296SL EBO	2-F096-OCT-T8	
-196-16TSL EBO	2-F096-OCT-T8	*192"

ALL UNITS AVAILABLE FOR T5 & T5HO LAMPS. REFER TO CONVERSION CHART ON BACK PAGE

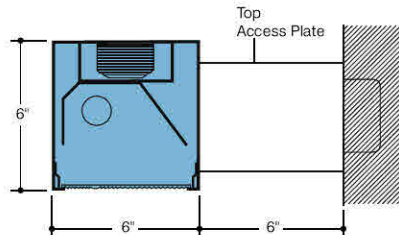
Refer to individual catalog pages for Back Plans and Photometrics.

## SERIES WCB606



### Series WCB606 Chalkboard Downlite

(Legion Catalog, Sect. A, page A-U-37/A-U-38)



Wall Mounted  
1 or 2 lamps  
T8 or T5

### ORDERING DATA

CATALOG NUMBER	No. & Type Lamp	Length
WCB606-117 EBO	1-F017-OCT-T8	24"
WCB606-217 EBO	2-F017-OCT-T8	
WCB606-125 EBO	1-F025-OCT-T8	36"
WCB606-225 EBO	2-F025-OCT-T8	
WCB606-132 EBO	1-F032-OCT-T8	48"
WCB606-232 EBO	2-F032-OCT-T8	

ALL UNITS AVAILABLE FOR T5 & T5HO LAMPS. REFER TO CONVERSION CHART ON BACK PAGE

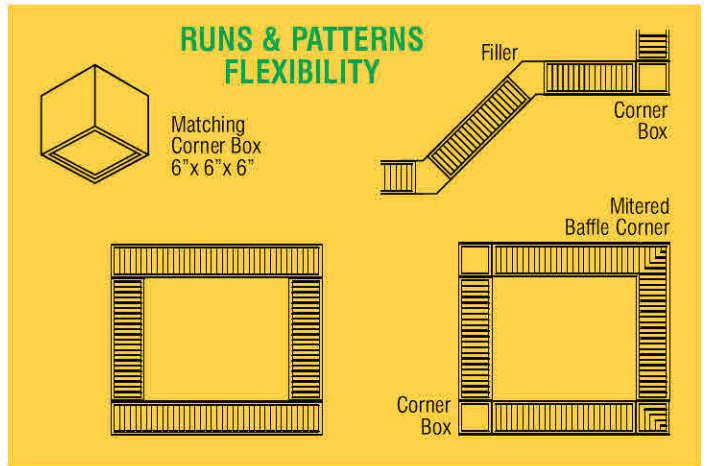
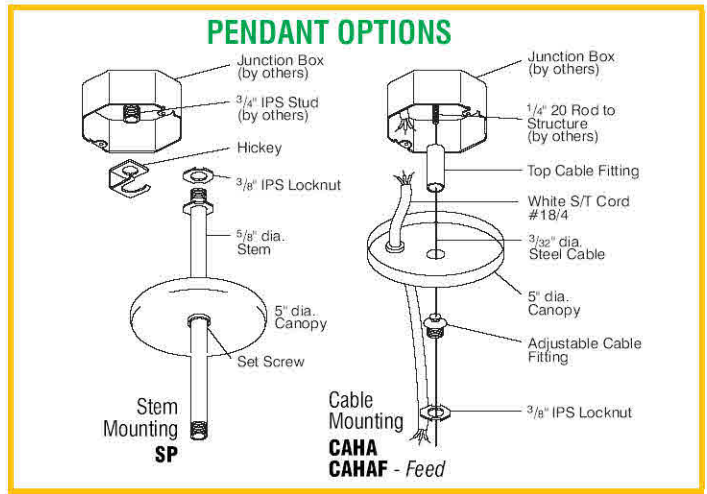
Refer to individual catalog pages for Back Plans and Photometrics.

**M**od-U-Beam® is a versatile lighting system that blends simplicity, visual comfort and economy with contemporary styling. Designed for locations where glare-free, generous amounts of ambient illumination are desired, it is ideal for use in schools, libraries, corporate offices, conference rooms, atriums, lobbies, art galleries...in fact virtually anywhere requiring optimum candle power distribution with an understated lighting effect. T8 OCTIC lamps or T5/T5HO lamps provides the specifier with a compact high lumen output, high efficiency, energy saving unit.

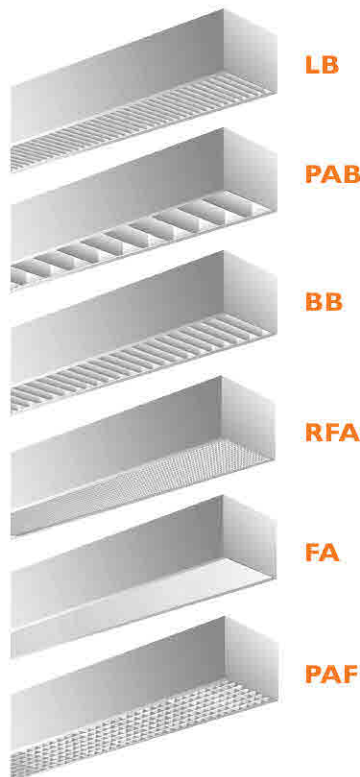
The Mod-U-Beam® system is available in surface, pendant, indirect and recessed configurations for standard runs, patterns or perimeter lighting.

A variety of shielding media and options are also available to enhance efficiency while complimenting the environment.

Mod-U-Beam®. The choice of discriminating designers for continuity of concept.

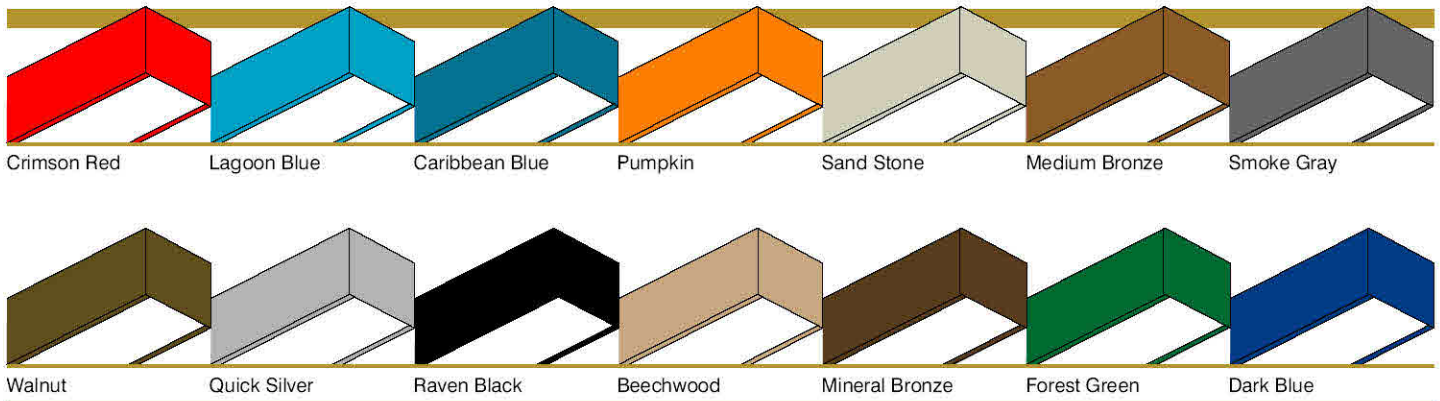


## SHIELDING MEDIA



TYPE	DESCRIPTION
LB	3/4" x 3/4" - 45° cutoff - lateral blade louver - white
PAB	2" x 1/4" - 35° cutoff - parabolic semi-specular lateral blade louver
AL	1/2" cube aluminum louver - white
PL	1/2" cube styrene louver - white
PLA	1/2" cube acrylic louver - white
BB	1" x 1" 45° cutoff - bold baffle - lateral blade louver - white
AF	3/4" cube angleflex - specular silver louver
PAF	5/8" cube Paraflex specular silver louver - styrene
PAFA	5/8" cube Paraflex specular silver louver - acrylic
PW	1/2" cube Parawedge specular silver louver - styrene
PWA	1/2" cube Parawedge specular silver louver - acrylic
PAFIVA	3/4" x 3/4" x 1/2" deep Paraflex specular silver louver - acrylic
PL3A	3/4" x 3/4" x 1/2" deep high efficiency specular silver louver - acrylic
PL5A	3/4" x 3/4" x 3/8" deep high efficiency specular silver louver - acrylic
RFA	Acrylic plastic refractor
K19A	KSH K19 acrylic lens
FA	Flat white acrylic
GRA	Glass fiber - reinforced acrylic
HO44*	Holophane 6044 acrylic wall wash lens
ASY*	Plascolite acrylic wall wash lens
K3E*	KSH asymmetric wall wash lens
Optional "XTA"-XTRALUME® Specular Silver Reflectors available (Consult Factory).	
*Wall wash adjustable socket plate supplied in 1-lamp units only. Not available in SL and HO sizes.	

# FINISHES



All steel component parts are completely protected against rust and discoloration after fabrication through an automated conveyorized multi-stage phosphate bonding process and are finished with an electrostatic baked white polyester thermosetting powder coating. This electrostatic computer controlled integrated system assures consistent 88%+ reflectance efficiency and maximum durability.

Optional powder coated finishes as shown above as well as matching colors are available. Consult factory for minimum quantity order and price.

Some variations between these and actual colors may occur due to the limitations of the 4-color printing process.

## LAMP CONVERSION TABLE

All Mod-U-Beam Series fixtures are available for T5 lamps. To specify, use this conversion chart to replace T8 lamps with T5 lamps.

\*T5 - Only 2-lamp T5 units are staggered within the lengths shown.

## OPTIONS

Suffix "DIM" after catalog no. for dimming ballast.

Suffix "LT" after catalog no. for cold weather ballast.

Suffix "EM" after catalog no. for emergency battery pack and see price list for types.

Suffix "DL" after catalog no. for damp location.

Suffix "XTA" after catalog no. for XTRALUME® reflector standard with 85% reflectance, for 95% reflectance please specify your requirements.

Mod-U-Beam Fixture Series with T8 Catalog No.	Mod-U-Beam Fixt. with T5 Cat. No.	No. and Type Lamps	Width	Length
All 606, 607, 609, 863, JR606/607, FR606/607, WCB606-117 EBO	-114	1-F14-T5	6"	*24"
	-124 HO	1-F24HO-T5		
All 606, 607, 609, 863, JR606/607, FR606/607, WCB606-217 EBO	-214	2-F14-T5	6"	*36"
	-224 HO	2-F24HO-T5		
All 606, 607, 609, 863, JR606/607, FR606/607, WCB606-125 EBO	-121	1-F21-T5	6"	*48"
	-139 HO	1-F39HO-T5		
All 606, 607, 609, 863, JR606/607, FR606/607, WCB606-225 EBO	-221	2-F21-T5	6"	*60"
	-239 HO	2-F39HO-T5		
All 606, 607, 609, 863, JR606/607, FR606/607, WCB606-132 EBO	-128	1-F28-T5	6"	*72"
	-154 HO	1-F54HO-T5		
All 606, 607, 609, 863, JR606/607, FR606/607, WCB606-232 EBO	-228	2-F28-T5	6"	*96"
	-254 HO	2-F54HO-T5		
All 606, 607, 609, 863, JR606/607, FR606/607, WCB606-160 EBO	-135	1-F35-T5	6"	*96"
	-180 HO	1-F80HO-T5		
All 606, 607, 609, 863, JR606/607, FR606/607, WCB606-260 EBO	-235	2-F35-T5	6"	*96"
	-280 HO	2-F80HO-T5		
All 606, 607, 609, 863, JR606/607, FR606/607, WCB606-125-6T EBO	-221	2-F21-T5	6"	*96"
	-239 HO	2-F39HO-T5		
All 606, 607, 609, 863, JR606/607, FR606/607, WCB606-225-6T EBO	-221	4-F21-T5	6"	*96"
	-239 HO	4-F39HO-T5		
All 606, 607, 609, 863, JR606/607, FR606/607, WCB606-132-8T EBO	-228	2-F28-T5	6"	*96"
	-254 HO	2-F54HO-T5		
All 606, 607, 609, 863, JR606/607, FR606/607, WCB606-232-8T EBO	-228	4-F28-T5	6"	*96"
	-254 HO	4-F54HO-T5		

To view and print out a full size catalog page of any of the featured units in this brochure, refer to our web site shown below, and go to Cuts and Photometrics.

Lighting Solutions with Proven Performance®  
Since 1946

Legion is a Lutron® Silver Partner



Union Made in USA

**LEGION**®  
LIGHTING CO., INC.

Mod-U-Beam®, Legion®, XTRALUME®, Lighting Solutions with Proven Performance® are registered trademarks of Legion Lighting Co., Inc. Lutron® is a registered trademark of Lutron Electronics.

221 Glenmore Ave., Brooklyn, NY 11207 • Tel: 718/498-1770 • Fax: 718/498-0128  
E-mail: sales@legionlighting.com • Website: www.legionlighting.com • Toll Free Fax: 800/4-LEGION