


## APPLICATIONS

The LEGION-AIRE® series of static and air handling troffers are designed for individual or continuous row installations in data processing areas, offices, schools, stores and libraries. Offered with a wide array of shielding media, to accommodate any lighting situation. The specifiers choice for high quality, energy efficient lighting.



## SPECIFICATIONS

**HOUSING:** Die formed of 20 ga. cold rolled steel, rigidly fabricated, and electrically welded to insure true and perfect alignment.

**SOCKET PLATE:** Die formed of code gauge cold rolled steel, securely mounted and readily removable for socket maintenance.

**REFLECTOR:** Die formed of code gauge cold rolled steel, securely mounted to housing. Formed to optically correct contour to provide maximum efficiency, removable to access wiring without the use of tools. XTA-XTRALUME® energy efficient reflector available (see OPTIONS).

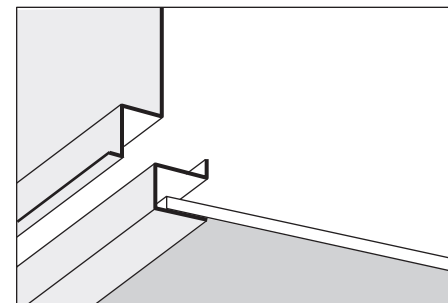
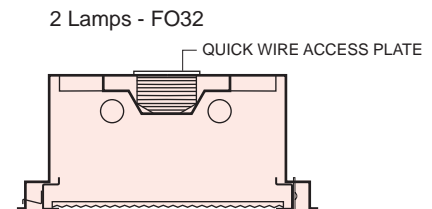
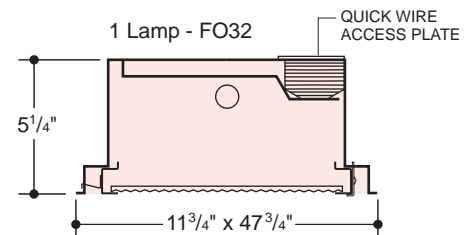
**DOOR:** Flush door, die formed of 19 gauge cold rolled steel, hinges from either side on concealed T-slot hinges and is secured in the closed position by positive locking lever latches allowing access to the interior without the use of tools.

**ELECTRICAL:** Thermally protected Class "P" Energy Saving Instant Start HPF 265MA-T8 and 460MA to 300MA-T5 electronic ballasts standard for multi-volt operation. Optional ballasts, voltages and frequencies available, consult factory. With Quick Wire Access Plate, permits wiring without opening fixture.

**MOUNTING:** Designed to integrate into most standard lay-in grid and fineline ceilings (Requires Finline clips, suffix "FCC"). Unit rests on the flanges of the exposed tee. Fine Line clips are supplied on units used in Donn-Fine Line type ceilings. See ceilings and specify type. Knockouts and wiring access plate are provided on back, with additional knockouts on ends for feed and thru-wiring.

**FINISH:** All steel component parts are completely protected against rust and discoloration after fabrication through an automated conveyorized multi-stage phosphate bonding process. Finished with an electrostatic baked white polyester thermosetting powder coating. This electronic computer controlled integrated system assures consistent 88%+ reflectance efficiency and maximum durability.

**CERTIFICATION:** The LEGION-AIRE® Series J501 is U.L. and C.U.L. listed and bears the label of the I.B.E.W./AFL-CIO, Local #3. Optionally listed for damp locations "DL".



ORDERING DATA

Nominal Size	No. and Type Lamps	Weight	Catalog No.
1 x 4	1-F28-T5	29	J501-128
1 x 4	2-F28-T5	29	J501-228
1 x 4	1-F54HO-T5	29	J501-154HO
1 x 4	2-F54HO-T5	29	J501-254HO
1 x 4	1-FO32-OCT-T8	29	J501-132 EBO
1 x 4	2-FO32-OCT-T8	29	J501-232 EBO

OCTRON™ is a registered trademark of SYLVANIA

OPTIONS

Suffix "DIM" after catalog no. for dimming ballast.  
 Suffix "LT" after catalog no. for cold weather ballast.  
 Suffix "EM" after cat. no. for emerg. battery pack, see price list for types.  
 Suffix "DL" after catalog no. for damp location.  
 Suffix "XTA" after catalog no. for XTRALUME® reflector std. with 85% reflectance, for 95% reflectance please specify your requirements.

ELECTRONIC

"EBO"-Electronic T8 Octron Ballast  
 "EBDO"-Electronic T8 Dimming Ballast

SPECIFY AIR HANDLING FUNCTION (Suffix after catalog no.).

AS - Air Supply/Return - slots in 2 sides, parallel to lamps.  
 ST - Static - no slots.

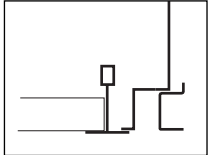
FOR CEILINGS THAT REQUIRE A FLANGE TRIM CONSULT  
FACTORY FOR FLANGE KIT

SHIELDING MEDIA

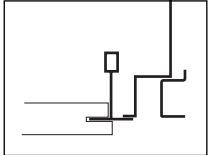
- Type (AL) 1/2" cube aluminum louver-white.
- Type (PLA) 1/2" cube acrylic louver-white.
- Type (PAFA) 5/8" cube Paraflex specular silver louver-acrylic.
- Type (PWA) 1/2" cube Parawedge spec. silver louver-acrylic.
- Type (PAFIVA) 3/4"x3/4"x1/2" deep Paraflex spec. silver louver-acrylic.
- Type (PL3A) 3/4"x3/4"x1/2" deep high efficiency spec. silver louver-acrylic.
- Type (PL5A) 3/4"x3/4"x3/8" deep high efficiency spec. silver louver-acrylic.
- Type (RFA) acrylic plastic refractor.
- Type (K19A) KSH K19 acrylic lens.
- Type (FA) flat white acrylic.
- Type (GRA) glass fiber reinforced acrylic.
- Type (K15A) 3/16" thick acrylic plastic refractor.
- Type (K20A) KSH K20 acrylic lens.
- Type (K3E) KSH K3E acrylic lens.

• CONSULT FACTORY FOR MINIMUM QUANTITY ORDER AND AVAILABILITY. Select the diffuser required and add suffix to catalog no. Example: J501-232-RFA

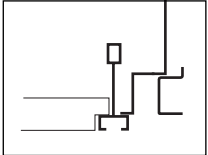
CEILINGS - SPECIFY TYPE



**EXPOSED "T" BAR**  
Type "J" Lay-in



**CONCEALED "T" BAR**  
Type "J" Lay-in



**FINE LINE**  
Type "J" Lay-in

Type (J) Exposed inverted "T" ceiling.  
 Type (J) Concealed inverted "T" ceiling.  
 Type (J) Exposed inverted "T", Tegular ceiling.  
 Type (J) Exposed inverted "T", Fineline ceiling. (Req's. Fineline clips) suffix FCC.

---

(J) Exposed (J) Concealed troffers: The corners of the ceiling opening should be well supported to withstand the weight of the troffer.

**NOTE:**  
 For ceilings that require a Flange Trim, Consult Factory for availability of a FLANGE KIT.

PHOTOMETRICS

For Photometric Data see Section B – Page 23 & 24.

Information supplied primarily for illustrative purposes, subject to change.  
 Consult factory for verification and minimum quantity orders. Photometrics and/or performance summaries for your particular layout available, consult factory.