


## APPLICATIONS

The EXCELON® "RD" series of static troffers with regressed aluminum door are designed and precision engineered to meet the highest quality standard for today's discriminating specifier. Offering the widest choice of lamp/diffuser configurations. Exclusive LIGHT-LOCK™ design and positive hinging and high efficiency makes this the ideal troffer for any and all general lighting requirements.



## SPECIFICATIONS

**HOUSING:** Die formed of 20 ga. cold rolled steel, rigidly fabricated, and electrically welded to insure true and perfect alignment.

**SOCKET PLATE:** Die formed of heavy ga. cold rolled steel, securely mounted and readily removable for socket maintenance.

**REFLECTOR:** Die formed of heavy ga. cold rolled steel, securely mounted to housing. Formed to optically correct contour to provide maximum efficiency, removable to access wiring without the use of tools. XTA-XTRALUME® energy efficient reflector available (see options).

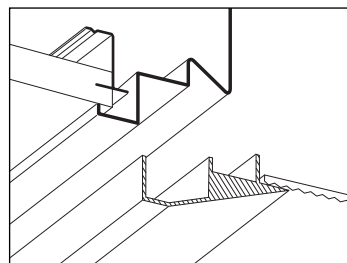
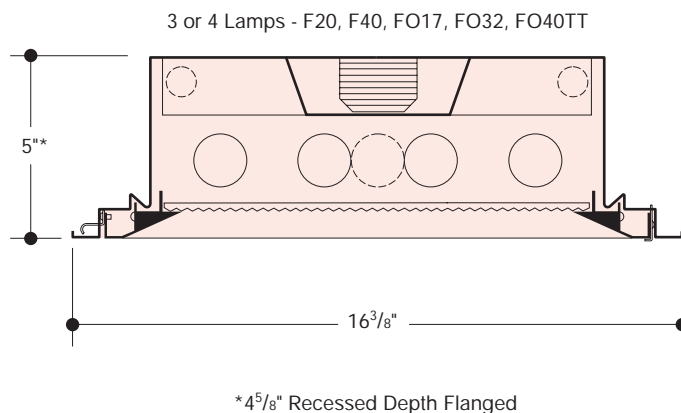
**DOOR:** Heavy gauge extruded aluminum with mitered corners, 5/8" deep regress, with exclusive "LIGHT-LOCK™" design for light tight fit to housing. Door hinges from either side on concealed T-slot hinges and is secured in the closed position by positive locking lever latches allowing access to the interior without the use of tools.

**ELECTRICAL:** Thermally protected Class "P" Energy Saving Rapid Start HPF 265MA-T8, 430MA T12, 270MA-Biax (Twin Tube), Trigger Start LPF magnetic ballast for 118V 60 Hz operation standard. Optional electronic ballasts, other voltages and frequencies available, (consult factory).

**MOUNTING:** Designed to integrate into most standard ceilings. LEVEL-JACKS are supplied on concealed mechanical and wet plaster units. See ceilings and specify type. Knockouts provided on back and ends for feed and thru-wiring.

**FINISH:** All steel and aluminum component parts are completely protected against rust and discoloration after fabrication through an automated conveyorized multi-stage phosphate bonding process. Finished with an electrostatic baked white polyester thermosetting powder coating. This electronic computer controlled integrated system assures consistent high reflectance efficiency and maximum durability.

**CERTIFICATION:** The EXCELON® "RD" Series 756 is U.L. and C.U.L. listed and bears the label of the I.B.E.W./AFL-CIO, Local #3. Optionally U.L. listed for damp locations "DL".



Exclusive LIGHT-LOCK™ design for light tight fit of door to housing. Diffuser inserted without the use of tools.

EXCELON®, XTRALUME® and LEGION® are registered trademarks of LEGION LIGHTING CO., INC. LIGHT-LOCK™ is a trademark of LEGION LIGHTING CO., INC.

**MATCHING SURFACE UNITS AVAILABLE. CONSULT FACTORY.**

### ORDERING DATA

Nom. Size	No. and Type Lamps	Weight	Catalog No.
16" x 2'	3-20W-TS-T12	23	F756-320
	3-F017-OCT-T8		F756-317 EBO
16" x 2'	4-20W-TS-T12	25	F756-420
	4-F017-OCT-T8		F756-417 EBO
16" x 2'	★★ 3-F40TT-RS	23	F756-3BX40
16" x 2'	★★ 4-F40TT-RS	25	F756-4BX40
16" x 4'	3-40W-RS-T12	35	F756-340
	3-F032-OCT-T8		F756-332 EBO
16" x 4'	4-40W-RS-T12	36	F756-440
	4-F032-OCT-T8		F756-432 EBO

Advise run lengths when used in continuous runs.

★★ F40TT/RS is the ANSI designation of various lamp manufacturers, i.e.: G.E. Lighting "Biax", Philips "PL", Osram "DULUX-L", Sylvania Twin Tube. For F50TT/RS change cat. no. Ex.: **F756-3BX50** etc. and consult factory. For F55TT/RS consult factory. 2 lamp units available, consult factory.

OCTRON™ is a registered trademark of SYLVANIA.

BIAX™ is a trademark of General Electric Co.

LEXAN® is a registered trademark of General Electric Co.

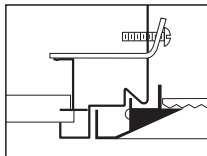
Controlens® and Refractive Grid® are registered trademarks of Holophane Co.

### REGRESS DOOR

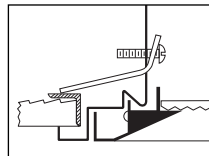


5/8" Regress

### CEILINGS



**CONCEALED "Z" BAR**  
Type "F" Flanged



**WET PLASTER**  
Type "F" Flanged

- + Type (F) Flanged, Wet plaster ceiling. (Requires plaster frame, optional) suffix PF.
  - + Type (F) Flanged, Concealed "Z" spline ceiling, Z splines must face outward from troffer.
  - + Type (F) Flanged, Metal pan 1" "T" bar only and Simplex Ceiling.
  - + Type (F) Flanged, Armstrong ATS - snap bar must run perpendicular to side of troffer. Mount on black iron.
- 
- + (F) Flanged troffers provided with leveling jacks.
  - + + Type (F) ceiling designation for concealed mechanical or plaster ceiling. (Requires plaster frame). For other type ceilings consult factory or local representative.

### OPTIONS

Suffix "DIM" after catalog no. for dimming ballast.  
 Suffix "LT" after catalog no. for cold weather ballast.  
 Suffix "EM" after cat. no. for emergency battery pack, see price list for types.  
 Suffix "DL" after catalog no. for damp location.  
 Suffix "GASK" after catalog no. for gasketed door and lens.  
 Suffix "TP" after catalog no. for tamperproof screws on door.  
 Suffix "XTA" after catalog no. for XTRALUME® reflector standard with 85% reflectance, for 95% reflectance please specify your requirements.

### FOR OPTIONAL DOOR FINISHES CONSULT FACTORY

**ENERGY SAVING BALLASTS** Where applicable (consult factory).  
 Suffix "ESB" after catalog number, then / and one of the following:

#### MAGNETIC

"SLH"-Super Low Heat T12 Ballast  
 "MM-I"-Maxi Miser I T12 Ballast  
 "PRE"-Premium III T12 Ballast  
 "OCT"-Octron T8 Ballast  
 "OPT"-Optimizer Ballast  
 "DIM"-Magnetic T12 Dimming Ballast

#### ELECTRONIC

"EB"-Electronic T12 Ballast  
 "EBO"-Electronic T8 Octron Ballast  
 "EBX"-Electronic (BIAX) Twin Tube Ballast  
 "EBD"-Electronic T12 Dimming Ballast  
 "EBDO"-Elect. T8 Octron Dimming Ballast  
 "EBDX"-Elect. (BIAX) Twin Tube Dimming Ballast

### SHIELDING MEDIA

- Type (AL) 1/2" cube aluminum louver-white.
- Type (PL) 1/2" cube styrene louver-white.
- Type (PLA) 1/2" cube acrylic louver-white.
- Type (PAF) 5/8" cube Paraflex specular silver louver-styrene.
- Type (PAFA) 5/8" cube Paraflex specular silver louver-acrylic.
- Type (PW) 1/2" cube Parawedge specular silver louver-styrene.
- Type (PWA) 1/2" cube Parawedge spec. silver louver-acrylic.
- Type (PAFIVA) 3/4" x 3/4" x 1/2" deep Paraflex specular silver louver-acrylic.
- Type (PL3A) 3/4" x 3/4" x 1/2" deep high efficiency spec. silver louver-acrylic.
- Type (PL5A) 3/4" x 3/4" x 1/2" deep high efficiency spec. silver louver-acrylic.
- Type (RFA) acrylic plastic refractor.
- Type (RFL) polycarbonate Lexan® prismatic refractor.
- Type (K19A) KSH K19 acrylic lens.
- Type (FA) flat white acrylic.
- Type (GRA) glass fiber reinforced acrylic.
- Type (AIM) American injection molded acrylic.
- Type (K15A) 3/16" thick acrylic plastic refractor.
- Type (K20A) KSH K20 acrylic lens.
- Type (K11A) louvered prismatic acrylic panel.
- Type (RFI) Radio Frequency acrylic prismatic lens.
- Type (K3E) KSH K3E acrylic lens.
- Type (H06244) Holophane 6244 Controlens®.
- Type (H06251) Holophane 6251 Controlen®.
- Type (H08224) Holophane 8224 Refractive Grid®.
- Type (PH) Parahex specular silver louver.

- CONSULT FACTORY FOR MINIMUM QUANTITY ORDER AND AVAILABILITY. Select the diffuser required and add suffix to catalog number. EXAMPLE: **F756-440-RFA**.

Information supplied primarily for illustrative purposes, subject to change.  
 Consult factory for verification and minimum quantity orders.