

APPLICATIONS

The EXCELON® VDT 33 series troffers are designed and engineered to provide the visual comfort necessary for Video Display Terminal areas, and maintain high fixture efficiency.

The semi-specular anodized aluminum louver eliminates glare and ceiling reflections when used in task situations, in data processing areas, offices, schools, stores and libraries. Meets the visual comfort recommended in I.E.S. RP24 "VDT" Lighting.



SPECIFICATIONS

HOUSING: Die formed of 20 ga. cold rolled steel, rigidly fabricated, and electrically welded to insure true and perfect alignment.

SOCKET PLATE: Die formed of code gauge cold rolled steel, securely mounted and readily removable for socket maintenance.

REFLECTOR: Die formed of code gauge cold rolled steel, securely mounted to housing. Formed to optically correct contour to provide maximum efficiency, removable to access wiring without the use of tools. XTA-XTRALUME® energy efficient reflector available (see OPTIONS).

END PLATES: Die formed of 20 ga. steel. The end plates are permanently attached to the fixture. For continuous rows specify row length.

LOUVER: Parabolic louver fabricated from semi-specular anodized low iridescence aluminum. Blades are precisely formed and rigidly assembled to maintain parabolic contour and assure proper surface brightness control.

DOOR: Die formed of 18 ga. cold rolled steel, electrically welded throughout with concealed weld gussets at corner joints for strength and rigidity, with exclusive "LIGHT-LOCK™" design for light tight fit to housing. Door hinges from either side on concealed T-slot hinges and is secured in the closed position with white nylon knurled screws. Insertion or removal of louver is performed without the use of tools or disassembly of door.

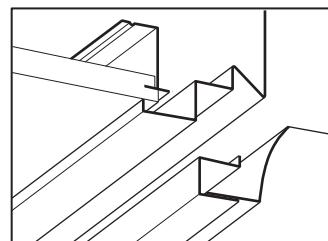
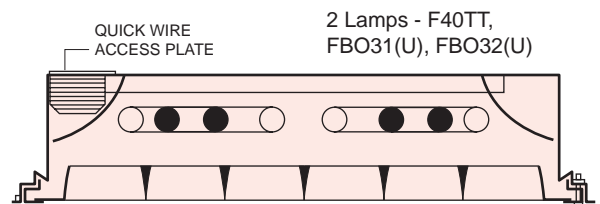
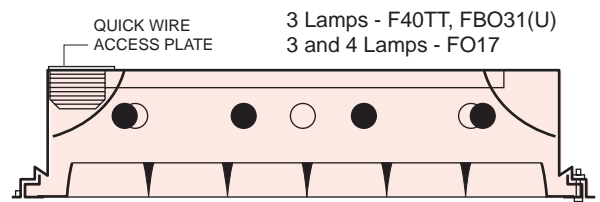
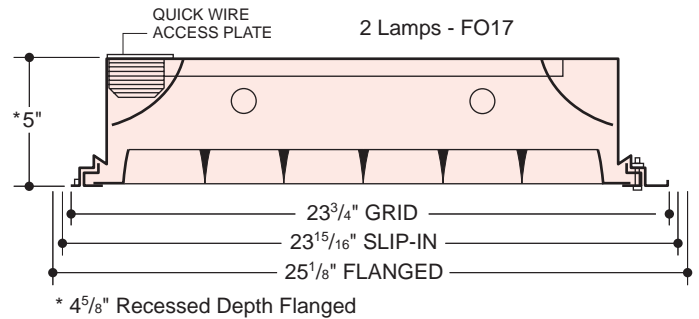
ELECTRICAL: Thermally protected Class "P" Energy Saving Instant Start HPF 265MA-T8, 270MA-Biax (Twin Tube) electronic ballasts standard for 118V 60 Hz operation. Optional ballasts, voltages and frequencies available, consult factory.

MOUNTING: Designed to integrate into most standard ceilings. LEVEL-JACKS are supplied on concealed mechanical units only. For grid type ceilings, unit rests on the flanges of the exposed spline or tee. Fine Line clips are supplied on units used in Donn-Fine Line type ceilings. See ceilings and specify type. Knockouts provided on back and ends for feed and thru-wiring.

FINISH: All steel component parts are completely protected against rust and discoloration after fabrication through an automated conveyORIZED multi-stage phosphate bonding process. Finished with an electrostatic baked white polyesterthermosetting powder coating. This electronic computer controlled integrated system assures consistent 88%+ reflectance efficiency and maximum durability.

CERTIFICATION: U.L. and C.U.L. listed and bears the label of the I.B.E.W./AFL-CIO, Local #3. Optionally listed for damp locations "DL".

EXCELON®, XTRALUME® and LEGION® are registered trademarks of LEGION LIGHTING CO., INC. LIGHT-LOCK™ is a trademark of LEGION LIGHTING CO., INC.



Exclusive LIGHT-LOCK™ design for light tight fit of door to housing. Diffuser inserted without the use of tools

MATCHING SURFACE UNITS AVAILABLE. CONSULT FACTORY

8/04

Section B - Page 33

ORDERING DATA

Nom. Size	No. and Type Lamps	Specify Ceiling	Louver # of Cells	Wt.	Catalog No.
2x2	2-FO17-OCT-T8	*F,J,S	36	26	72-217-AP36
2x2	3-FO17-OCT-T8	*F,J,S	36	27	72-317-AP36
2x2	4-FO17-OCT-T8	*F,J,S	36	29	72-432-AP36
2x2	■ 2-FBO31-OCT-T8	*F,J,S	36	26	72-2U31-AP36
2x2	■ 3-FBO31-OCT-T8	*F,J,S	36	27	72-3U31-AP36
2x2	▲ 2-FBO32-OCT-T8	*F,J,S	36	26	72-2U32-AP36
2x2	** 2-F40TT/RS	*F,J,S	36	26	72-2BX40-AP36
2x2	** 3-F40TT/RS	*F,J,S	36	27	72-3BX40-AP36

- Lamp spacing made for 1 5/8" center U-lamps.
- ▲ Lamp spacing made for 6" center U-lamps.
- * Advise run lengths when used in continuous runs.
- ** F40TT/RS is the ANSI designation of various lamp manufacturers, i.e.: G.E. Lighting "BIAX", Philips "PL", Osram "Dulux-L", Sylvania TWIN TUBE. For F50TT/RS change catalog no. Example: **72-2BX50-AP36** etc. and consult factory.
- Other louver cellular patterns available, see OPTIONS and consult factory. For 3x3 and 4x4 units, consult factory.

OCTRON™ is a registered trademark of SYLVANIA.

OPTIONS

- Suffix "DIM" after catalog no. for dimming ballast.
- Suffix "LT" after catalog no. for cold weather ballast.
- Suffix "EM" after cat. no. for emerg. battery pack, see price list for types.
- Suffix "DL" after catalog no. for damp location.
- Suffix "WH" after catalog no. for white finish on louver.
- Suffix "SSG" after catalog no. for semi-specular gold finish on louver.
- Suffix "SPG" after catalog no. for specular gold finish on louver.
- Suffix "SPS" after catalog no. for specular silver finish on louver.
- Suffix "XTA" after catalog no. for XTRALUME® reflector std. with 85% reflectance, for 95% reflectance please specify your requirements.
- Consult factory for availability and minimum quantity order.

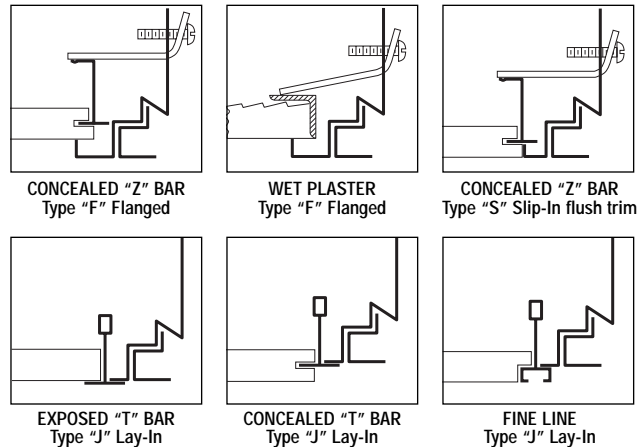
ENERGY SAVING BALLASTS Where applicable (consult factory). Suffix "ESB" after catalog number, then / and one of the following:

ELECTRONIC

- "EBO"-Electronic T8 Octron Ballast
- "EBDO"-Electronic T8 Dimming Ballast

CEILINGS

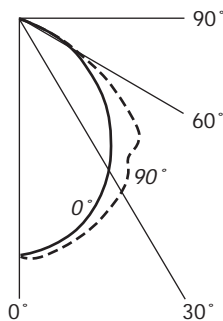
- + Type (F) Flanged, Wet plaster ceiling. (Requires plaster frame, optional) suffix PF.
 - + Type (F) Flanged, Concealed "Z" spline ceiling, Z splines must face outward from troffer.
 - + Type (F) Flanged, Metal pan 1" "T" bar only and Simplex Ceiling.
 - + Type (F) Flanged, Armstrong ATS - snap bar must run perpendicular to side of troffer - Mount on black iron.
 - ++ Type (J) Exposed inverted "T" ceiling.
 - ++ Type (J) Concealed inverted "T" ceiling.
 - ++ Type (J) Exposed inverted "T", Tegular ceiling.
 - ++ Type (J) Exposed inverted "T", Fineline ceiling. (Req's. Fineline clips) suffix FLC.
 - + Type (S) Flush, Wet plaster ceiling. (Requires plaster frame, optional) suffix PF.
 - + Type (S) Flush, Concealed "Z" spline ceiling, Z splines must face outward from troffer.
 - + Type (S) Metal pan 1" "T" bar only and Simplex ceiling.
- + (F) Flanged and (S) Flush troffers provided with Quick Mount leveling jacks.
 ++ (J) Exposed (J) Concealed troffers: The corners of the ceiling opening should be well supported to withstand the weight of the troffer.



PHOTOMETRIC DATA

Cat. No. **72-232-AP36**
 36 Cell Semi-Specular Aluminum Louver
 Lamps: (2) FO32-OCT-T8
 each rated 2900 lumens.

Total Luminaire Efficiency = 49.1%
 Plane 0° 90°
 Spacing Criteria 1.20 1.33



Average Luminance (Footlamberts)		
Vertical Angle	Horizontal Plane	
	0°	90°
0	386	386
45	328	427
55	283	412
65	174	226
75	4	11
85	0	0

Zonal Lumen Summary			
Zone	Lumens	% Lamp	% Fixt.
0-30	901	15.3	31.3
0-40	1480	27.8	51.4
0-60	2620	44.6	91.0
0-90	2880	49.1	100.0

Coefficient of Utilization - Zonal Cavity Method											
Floor	20%										
	80%			70%			50%				
Ceiling	70%	50%	30%	10%	70%	50%	30%	10%	50%	30%	10%
Walls	0	.58	.58	.58	.57	.57	.57	.57	.54	.54	.54
	1	.54	.52	.51	.49	.53	.51	.50	.49	.48	.47
	2	.50	.46	.44	.41	.49	.46	.43	.41	.44	.42
	3	.46	.41	.38	.35	.45	.40	.37	.34	.39	.36
	4	.42	.37	.33	.30	.41	.36	.32	.29	.35	.32
	5	.39	.33	.29	.26	.38	.32	.28	.26	.31	.28
	6	.36	.30	.25	.22	.35	.29	.25	.22	.28	.25
	7	.33	.27	.23	.20	.32	.26	.22	.20	.26	.22
	8	.31	.24	.20	.18	.30	.24	.20	.18	.23	.20
	9	.29	.22	.18	.16	.28	.22	.18	.16	.21	.18
	10	.27	.21	.17	.14	.26	.20	.17	.14	.20	.16

Information supplied primarily for illustrative purposes, subject to change. Consult factory for verification and minimum quantity orders. Photometrics and/or performance summaries for your particular layout available, consult factory.

