

### APPLICATIONS

The EXCELON® series of static troffers are designed and precision engineered to meet the highest quality standard for today's discriminating specifier. Offering the widest choice of lamp diffuser configurations. Exclusive "LIGHT-LOCK™" design and positive hinging and high efficiency makes this the ideal troffer for offices, schools, stores, and all general lighting requirements.



### SPECIFICATIONS

**HOUSING:** Die formed of 20 ga. cold rolled steel, rigidly fabricated, and electrically welded to insure true and perfect alignment.

**SOCKET PLATE:** Die formed of 20 ga. cold rolled steel, securely mounted and readily removable for socket maintenance.

**REFLECTOR:** Die formed of heavy gauge cold rolled steel, securely mounted to housing. Formed to optically correct contour to provide maximum efficiency, removable to access wiring without the use of tools. XTA-XTRALUME® energy efficient reflector available (see OPTIONS).

**DOOR:** Die formed of 18 ga. cold rolled steel, electrically welded throughout with concealed weld gussets at corner joints for strength and rigidity, with exclusive "LIGHT-LOCK™" design for light tight fit to housing. Door hinges from either side on concealed T-slot hinges and is secured in the closed position with white nylon knurled screws. Insertion or removal of diffusing element (see SHIELDING MEDIA) is performed without the use of tools or disassembly of door.

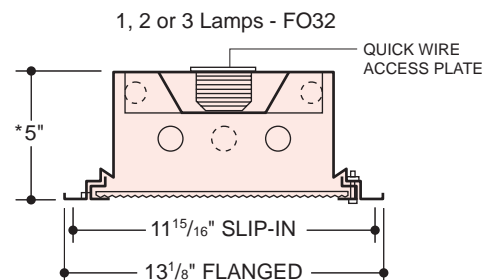
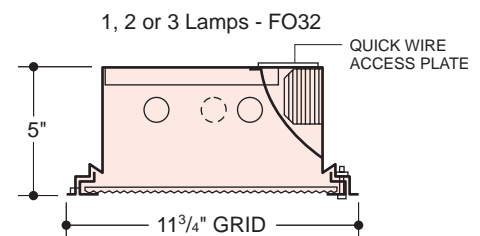
**ELECTRICAL:** Thermally protected Class "P" Energy Saving Instant Start HPF 265MA-T8, 270MA-Biax (Twin Tube), electronic ballasts standard for 118V 60 Hz operation. Optional ballasts, voltages and frequencies available, consult factory. With Quick Wire Access Plate, permits wiring without opening fixture.

**MOUNTING:** Designed to integrate into most standard ceilings. LEVEL JACKS are supplied on concealed mechanical units only. For grid type ceilings, unit rests on the flanges of the exposed spline or tee. Fine Line clips are supplied on units used in Donn-Fine Line type ceilings. See CEILING and specify type. Knockouts provided on back and ends for feed and thru-wiring.

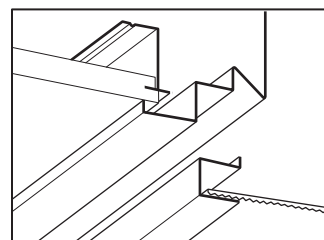
**FINISH:** All steel component parts are completely protected against rust and discoloration after fabrication through an automated conveyorized multi-stage phosphate bonding process. Finished with an electrostatic baked white polyester thermosetting powder coating. This electrostatic computer controlled integrated system assures consistent high reflectance efficiency and maximum durability.

**CERTIFICATION:** The EXCELON® Series 71 is U.L. and C.U.L. listed and bears the label of the I.B.E.W./AFL-CIO, Local #3. Optionally listed for damp locations "DL".

EXCELON®, XTRALUME® and LEGION® are registered trademarks of LEGION LIGHTING CO., INC. LIGHT-LOCK™ is a trademark of LEGION LIGHTING CO., INC.



\* 4<sup>5</sup>/<sub>8</sub>" Recessed Depth Flanged



Exclusive LIGHT-LOCK™ design for tight light fit of door to housing. Diffuser inserted without the use of tools

MATCHING SURFACE UNITS AVAILABLE. CONSULT FACTORY

ORDERING DATA

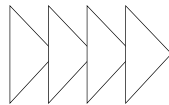
Nom. Size	No. and Type Lamps	Ceiling	Wt.	Catalog No.
1 x 2	1-FO17-OCT-T8	*F, J or S	17	71-117 EBO
1 x 2	2-FO17-OCT-T8	*F, J or S	17	71-217 EBO
1 x 2	▲ 1-FBO32-OCT-T8	*F, J or S	17	71-1U32 EBO
1 x 2	■ 2-FBO31-OCT-T8	*F, J or S	17	71-2U31 EBO
1 x 2	* 1-F40TT/RS	*F, J or S	17	71-1BX40
1 x 2	** 2-F40TT/RS	*F, J or S	17	71-2BX40
1 x 4	1-FO32-OCT-T8	*F, J or S	27	71-132 EBO
1 x 4	2-FO32-OCT-T8	*F, J or S	27	71-232 EBO
1 x 4	3-FO32-OCT-T8	*F, J or S	27	71-332 EBO
1 x 8	2-FO32-OCT-T8	*F, J or S	54	71-132-8T EBO
1 x 8	4-FO32-OCT-T8	*F, J or S	54	71-232-8T EBO
1 x 8	6-FO32-OCT-T8	*F, J or S	54	71-332-8T EBO
1 x 8	1-FO96-OCT-T8	*F, J or S	54	71-196SL EBO
1 x 8	2-FO96-OCT-T8	*F, J or S	54	71-296SL EBO
1 x 8	3-FO96-OCT-T8	*F, J or S	54	71-396SL EBO

**MATCHING 3' AND 6' UNITS AVAILABLE, CONSULT FACTORY FOR AVAILABILITY AND MINIMUM QUANTITY ORDERS.**

- ▲ Lamp spacing made for 6" center U-lamps.
- Lamp spacing made for 15/8" center U-lamps.
- \* Advise run lengths when used in continuous runs.
- \*\* F40TT/RS is the ANSI designation of various lamp manufacturers, i.e. G.E. Lighting "Blax", Philips "PL", Osram "DULUX-L", Sylvania Twin Tube. For F50TT/RS change catalog no. Ex: **71-1BX50** etc. and consult factory.

OCTRON™ is a registered trademark of SYLVANIA.  
 BIAx™ is a trademark of General Electric Co.  
 LEXAN® is a registered trademark of General Electric Co.  
 CONTROLENS® and Refractive Grid® are registered trademarks of Holophane Co.

- CONSULT FACTORY FOR MINIMUM QUANTITY ORDER & AVAILABILITY. Select the diffuser required and add suffix to cat. no. EXAMPLE: **71-232-RFA**



OPTIONS

- Suffix "DIM" after catalog no. for dimming ballast.
- Suffix "LT" after catalog no. for cold weather ballast.
- Suffix "EM" after cat. no. for emerg. battery pack, see price list for types.
- Suffix "DL" after catalog no. for damp location.
- Suffix "GASK" after cat. no. for gasketed door and lens.
- Suffix "TP" after catalog no. for tamperproof screws on door.
- Suffix "XTA" after catalog no. for XTRALUME® reflector std. with 85% reflectance, for 95% reflectance please specify your requirements.

**ENERGY SAVING BALLASTS** Where applicable (consult factory).  
 Suffix "ESB" after catalog number, then / and one of the following:

**ELECTRONIC**

- "EBO"-Electronic T8 Octron Ballast
- "EBDO"-Electronic T8 Dimming Ballast
- "EBX"-Electronic (BIAX) Twin Tube Ballast
- "EBDX"-Electronic (BIAX) Twin Tube Dimming Ballast

SHIELDING MEDIA

- Type (AL) 1/2" cube aluminum louver-white.
- Type (PLA) 1/2" cube acrylic louver-white.
- Type (PAFA) 5/8" cube Paraflex specular silver louver-acrylic.
- Type (PWA) 1/2" cube Parawedge specular silver louver-acrylic.
- Type (PAFIVA) 3/4" x 3/4" x 1/2" deep Paraflex specular silver louver-acrylic.
- Type (PLBA) 3/4" x 3/4" x 1/2" deep high efficiency specular silver louver-acrylic.
- Type (PL5A) 3/4" x 3/4" x 3/8" deep high efficiency specular silver louver-acrylic.
- Type (RFA) acrylic plastic refractor.
- Type (RFL) polycarbonate Lexan® prismatic refractor.
- Type (ACR) KSH-K12 acri-tuf prismatic refractor.
- Type (K19A) KSH K19 acrylic lens.
- Type (FA) flat white acrylic.
- Type (GRA) glass fiber reinforced acrylic.
- Type (C70) Corning (AIG) #70 lens-glass.
- Type (C73) Corning (AIG) #73 lens-glass.
- Type (K15A) 3/16" thick acrylic plastic refractor.
- Type (K20A) KSH K20 acrylic lens.
- Type (K3E) KSH K3E acrylic lens.
- Type (H06244) Holophane 6244 Controlens®.
- Type (H06251) Holophane 6251 Controlens®.
- Type (H08224) Holophane 8224 Refractive Grid®.
- Type (PH) Parahex specular silver louver.

CEILINGINGS

			<ul style="list-style-type: none"> <li>+ Type (F) Flanged, Wet plaster ceiling. (Requires plaster frame, optional) suffix PF.</li> <li>+ Type (F) Flanged, Concealed "Z" spline ceiling, Z splines must face outward from troffer.</li> <li>+ Type (F) Flanged, Metal pan 1" "T" bar only and Simplex Ceiling.</li> <li>+ Type (F) Flanged, Armstrong ATS - snap bar must run perpendicular to side of troffer. Mount on black iron.</li> <li>++ Type (J) Exposed inverted "T" ceiling.</li> <li>++ Type (J) Concealed inverted "T" ceiling.</li> <li>++ Type (J) Exposed inverted "T", Tegular ceiling.</li> <li>++ Type (J) Exposed inverted "T", Fineline ceiling. (Req's. Fineline clips) suffix FLC.</li> <li>+ Type (S) Flush, Wet plaster ceiling. (Requires plaster frame, optional) suffix PF.</li> <li>+ Type (S) Flush, Concealed "Z" spline ceiling, Z splines must face outward from troffer.</li> <li>+ Type (S) Metal pan 1" "T" bar only and Simplex ceiling.</li> </ul>
<b>CONCEALED "Z" BAR</b> Type "F" Flanged	<b>WET PLASTER</b> Type "F" Flanged	<b>CONCEALED "Z" BAR</b> Type "S" Slip-In flush trim	
<b>EXPOSED "T" BAR</b> Type "J" Lay-In	<b>CONCEALED "T" BAR</b> Type "J" Lay-In	<b>FINE LINE</b> Type "J" Lay-In	
<ul style="list-style-type: none"> <li>+ (F) Flanged and (S) Flush troffers provided with leveling jacks.</li> <li>++ (J) Exposed (J) Concealed troffers: The corners of the ceiling opening should be well supported to withstand the weight of the troffer.</li> </ul>			

Information supplied primarily for illustrative purposes, subject to change.  
 Consult factory for verification and minimum quantity orders. Photometrics and/or performance summaries for your particular layout available, consult factory.

