

APPLICATIONS

The COMFORT-LUME® I series with PSLs offers a new and attractive alternative to present-day conventional lighting systems. A recess direct/indirect troffer emitting glare free light with a soft and harmonious blend. The linear illuminated slot provides a pleasing decorative look. Making the environment comfortable and appealing. Harshness is eliminated and no obtrusive dark projections below the ceiling line, leaving a clean uncluttered ceiling. The specifier's choice for use in Offices, Showrooms, Schools, Lobbies, Corridors, Libraries, Hospitals, and Conference Rooms.



SPECIFICATIONS

HOUSING: Die formed of 20 gauge cold rolled prime steel, rigidly fabricated, and electrically welded to insure true and perfect alignment.

SOCKET PLATE: Die formed of 20 gauge cold rolled steel, securely mounted, socket accessible for maintenance.

REFLECTOR: CAD/CAM designed heavy gauge cold rolled steel formed to optically correct contour to provide precise light distribution with maximum efficiency, and effective glare control, removable to access wiring. XTALD-XTRALUME® energy efficient reflector available (see Options listing).

LAMP SHIELD: Two piece, heavy gauge perforated metal, precision formed and integrated with a white acrylic overlay, creates an illuminated linear slot. Easily lowered for relamping without the use of tools.

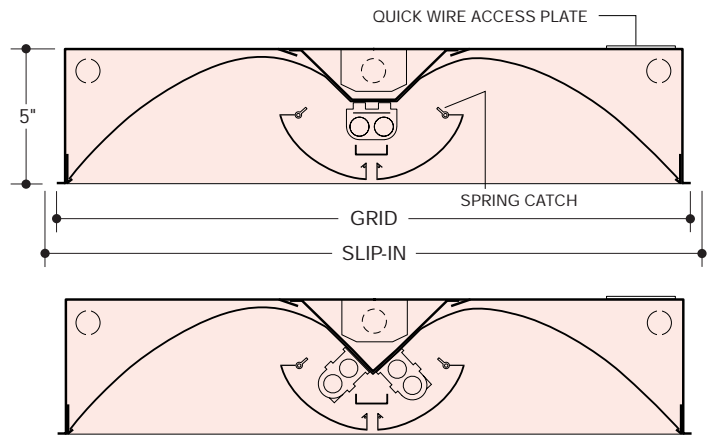
ELECTRICAL: Thermally protected Class "P" Energy Saving Rapid/instant Start HPF, 270MA-Biax Twin Tube) electronic ballasts, or T5 HPF, 460MA Rapid Start electronic ballasts for 118V 60 Hz operation standard. Other electronic ballasts, other voltages and frequencies available, consult factory. (See Options listing).

MOUNTING: Designed to integrate into most standard ceilings. LEVEL-JACKS are supplied on concealed mechanical FLUSH TRIM units only. For grid type ceilings, unit rests on the flanges of the exposed spline or tee. Integral Pull-Out Clips are supplied on all Grid and FineLine type ceilings. See ceilings and specify type. Knockouts and wiring access plate are provided on back, with additional knockouts on ends for feed and thru-wiring.


FINISH: All steel component parts are completely protected against rust and discoloration after fabrication through an automated conveyerized multi-stage phosphate bonding process. Finished with an electrostatic baked white Tex-Tone™ polyester thermosetting powder coating. This electronic computer controlled integrated system assures consistent 88%+ reflectance efficiency and maximum durability.

CERTIFICATION: The COMFORT-LUME® I Series 5922/5924 PSLs are U.L. and C.U.L. listed and bear the label of the I.B.E.W./AFL-CIO, Local #3. Optionally U.L. listed for Damp Location "DL".

COMFORT-LUME®, XTRALUME® and LEGION® are registered trademarks of LEGION LIGHTING CO., INC. TEX-TONE™ is a trademark of LEGION LIGHTING CO., INC.



Nom. Size	GRID	SLIP-IN
2' x 2'	23 ³ / ₄ " x 23 ³ / ₄ "	23 ¹⁵ / ₁₆ " x 23 ¹⁵ / ₁₆ "
2' x 4'	23 ³ / ₄ " x 47 ³ / ₄ "	23 ¹⁵ / ₁₆ " x 47 ¹⁵ / ₁₆ "



SOFT HARMONIOUS GLARE-FREE PERFORATED SHIELDS WITH LINEAR ILLUMINATED SLOT, NO DARK PROTRUSIONS BELOW THE CEILING.

ORDERING DATA

Nom. Size	No. and Type Lamps	Specify Ceiling	Wt.	Catalog No.
2' x 2'	▲ 1-F40TT/RS	J, S	29	5922-1BX40-PSLS EBX
	▲ 2-F40TT/RS			5922-2BX40-PSLS EBX
	▲ 1-F50TT/RS			5922-1BX50-PSLS EBX
	▲ 2-F50TT/RS			5922-2BX50-PSLS EBX
	● 1-F55TT/RS			5922-1BX55-PSLS EBX
	● 2-F55TT/RS			5922-2BX55-PSLS EBX
	1-F14-T5			5922-114-PSLS
	2-F14-T5			5922-214-PSLS
	1-F24HO-T5			5922-124HO-PSLS
2-F24HO-T5	5922-224HO-PSLS			
2' x 4'	▲ 2-F40TT/RS	J, S	54	5924-2BX40-PSLS EBX
	▲ 4-F40TT/RS			5924-4BX40-PSLS EBX
	▲ 2-F50TT/RS			5924-2BX50-PSLS EBX
	▲ 4-F50TT/RS			5924-4BX50-PSLS EBX
	● 2-F55TT/RS			5924-2BX55-PSLS EBX
	● 4-F55TT/RS			5924-4BX55-PSLS EBX
	1-F28-T5			5924-128-PSLS
	2-F28-T5			5924-228-PSLS
	1-F54HO-T5			5924-154HO-PSLS
	2-F54HO-T5			5924-254HO-PSLS

- ▲ F40TT/RS, F50TT/RS and F55TT/RS is the ANSI designation of various lamp manufacturers, i.e.: G.E. Lighting "BIAX", Philips "PL", Osram "DULUX L", Sylvania TWIN TUBE.
- Consult factory for F55TT/RS lamp.



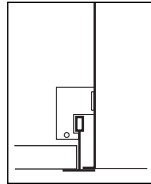
For a HI-TECH visual appearance, a lineal ribbed matte diffuse XTRALUME® reflector is optionally available in lieu of the standard white TEX-TONE reflector, add Suffix "XTALD" to catalog number and consult factory.



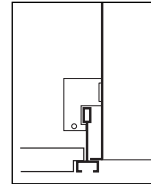
Easy swing down perforated shields on spring latch catches.

CEILING S

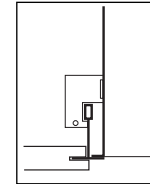
- ++ Type (J) Exposed inverted "T" ceiling.
- ++ Type (J) Concealed inverted "T" ceiling.
- ++ Type (J) Exposed inverted "T", Tegular ceiling.
- ++ Type (J) Exposed inverted "T", Fineline ceiling.
- + Type (S) Flush, Concealed "Z" spline ceiling, Z splines must face outward from troffer.
- + (S) Flush troffers provided with leveling jacks.
- ++ (J) Exposed troffers supplied with pull-out clips. The corners of the ceiling opening should be well supported to withstand the weight of the troffer.



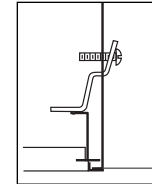
EXPOSED "T" BAR
Type "J" Lay-In



FINE LINE
Type "J" Lay-In



CONCEALED "T" BAR
Type "J" Lay-In



CONCEALED "Z" BAR
Type "S" Slip-In flush trim

PHOTOMETRIC DATA - Illuminance (Footcandles)

	0.30	0.90	1.50	2.10	2.70	3.30	3.90	4.50	5.10	5.70	6.30	6.90	7.50	8.10	8.70	9.30	9.90	10.50	11.10	11.70
11.70	42.9	45.4	48.7	51.4	53.5	55.2	55.5	55.4	55.9	55.3	55.2	55.9	55.4	55.5	55.1	53.4	51.4	48.7	45.4	42.9
11.10	44.5	47.2	50.6	53.6	55.8	57.1	57.8	57.5	57.2	57.0	57.0	57.2	57.4	57.8	57.1	55.7	53.6	50.7	47.3	44.7
10.50	47.0	49.8	53.5	56.7	59.0	60.3	61.0	60.5	60.1	59.8	59.8	60.1	60.5	61.0	60.2	59.0	56.7	53.5	50.0	47.3
9.90	48.9	52.1	56.0	59.5	61.9	63.1	63.8	63.2	62.7	62.3	62.3	62.7	63.2	63.7	63.1	61.9	59.5	56.1	52.2	49.2
9.30	50.5	53.8	57.9	61.4	64.0	65.1	65.8	65.2	64.7	64.2	64.2	64.6	65.2	65.8	65.1	63.9	61.5	58.0	54.0	50.9
8.70	51.9	54.9	59.0	62.5	65.0	66.1	66.8	66.2	65.6	65.2	65.2	65.6	66.1	66.7	66.1	65.0	62.6	59.1	55.1	52.4
8.10	52.4	55.7	59.8	63.4	65.9	67.0	67.7	67.2	66.7	66.3	66.3	66.7	67.2	67.7	66.9	65.9	63.4	59.9	55.9	52.8
7.50	52.5	55.7	59.7	63.1	65.6	66.8	67.6	67.1	66.7	66.3	66.3	66.7	67.1	67.5	66.7	65.6	63.1	59.8	55.9	52.9
6.90	53.2	55.8	59.6	63.0	65.5	66.6	67.5	67.1	66.8	66.5	66.5	66.8	67.1	67.4	66.5	65.4	63.0	59.7	56.0	53.6
6.30	52.8	55.7	59.6	62.9	65.3	66.4	67.3	67.0	66.7	66.4	66.4	66.7	66.9	67.2	66.3	65.2	62.9	59.6	55.9	53.1
5.70	52.8	55.7	59.6	62.9	65.3	66.4	67.3	67.0	66.7	66.4	66.4	66.7	66.9	67.2	66.3	65.2	62.9	59.6	55.9	53.1
5.10	53.2	55.8	59.7	63.0	65.5	66.6	67.5	67.2	66.9	66.5	66.5	66.8	67.1	67.4	66.6	65.4	63.0	59.7	56.0	53.6
4.50	52.5	55.7	59.7	63.2	65.6	66.8	67.6	67.2	66.8	66.4	66.4	66.7	67.1	67.5	66.7	65.6	63.2	59.8	55.9	53.0
3.90	52.4	55.8	59.9	63.4	65.9	67.0	67.8	67.2	66.8	66.3	66.3	66.7	67.2	67.7	67.0	65.9	63.4	60.0	56.0	52.8
3.30	51.9	54.9	59.0	62.6	65.0	66.1	66.8	66.2	65.7	65.2	65.2	65.7	66.2	66.8	66.1	65.0	62.6	59.1	55.2	52.4
2.70	50.5	53.8	57.9	61.4	63.9	65.1	65.8	65.2	64.7	64.3	64.3	64.7	65.2	65.8	65.1	63.9	61.5	58.0	54.0	50.9
2.10	48.9	52.0	56.0	59.4	61.8	63.0	63.7	63.1	62.7	62.3	62.3	62.6	63.1	63.7	63.0	61.8	59.4	56.0	52.2	49.2
1.50	47.0	49.8	53.4	56.6	58.8	60.1	60.8	60.4	60.0	59.7	59.7	60.0	60.3	60.8	60.1	58.8	56.6	53.4	49.9	47.2
0.90	44.4	47.1	50.4	53.3	55.4	56.7	57.5	57.2	57.0	56.7	56.7	56.9	57.1	57.4	56.7	55.4	53.3	50.4	47.2	44.6
0.30	42.7	45.2	48.3	50.9	52.9	54.5	55.0	54.9	55.4	54.8	54.8	55.4	54.9	54.9	54.5	52.9	50.9	48.3	45.2	42.8

Catalog Number J5922-2BX40-PSLS EBX
Illumination levels indicated are computed with © Lumen-Micro Version 7.5 based on the following Room Reflectance Factors:
Ceiling 80%; Walls 50%; Floor 20%

Room Size:
12'-0" x 12'-0" x 8'-0"

Light Loss Factor:
(LLD) x (LDD) x (BF) = 1.0

Workplane Height:
2'-6"

Lamps: 2 (F40TT/RS)
3150 lumens per lamp.
Minimum fc: 42.7
Maximum fc: 67.8
Average fc: 59.8
Watts/ft2: 1.20

© Lumen-Micro Version 7.5 is software Copyright of Lighting Technologies, Inc.

Information supplied primarily for illustrative purposes, subject to change. Consult factory for verification and minimum quantity orders. Photometrics and/or performance summaries for your particular layout available, consult factory.

