


APPLICATIONS

The COMFORT-LUME® II series offers a new and attractive alternative to present day conventional lighting systems. A recess direct/indirect troffer emitting glare free light with a soft and harmonious blend. Making the environment comfortable and appealing. Harshness is eliminated and no obtrusive dark protrusions below the ceiling line, leaving a clean uncluttered ceiling. The specifiers' choice for use in Offices, Showrooms, Schools, Lobbies, Corridors, Libraries, Hospitals, and Conference Rooms.



SPECIFICATIONS

HOUSING: Die formed of 20 gauge cold rolled prime steel, rigidly fabricated, and electrically welded to insure true and perfect alignment.

SOCKET PLATE: Die formed of code gauge cold rolled steel, securely mounted, socket accessible for maintenance.

REFLECTOR: CAD/CAM designed code gauge cold rolled steel formed to optically correct contour to provide precise light distribution with maximum efficiency, and effective glare control, removable to access wiring. XTALD-XTRALUME® energy efficient reflector available (see OPTIONS).

LAMP SHIELDS: One piece heavy gauge perforated metal, precision formed and integrated with a white acrylic overlay and easily lowered for relamping without the use of tools. (See OPTIONS).

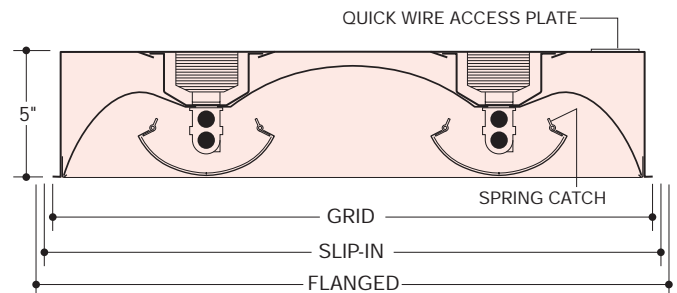
ELECTRICAL: Thermally protected Class "P" Energy Saving Rapid Start HPF, 270MA-Biax (Twin Tube) or 460MA-T5 Rapid Start HPF electronic ballasts for 118V 60 Hz standard. Other ballasts, voltages and frequencies available, consult factory.

MOUNTING: Designed to integrate into most standard ceilings. LEVEL-JACKS are supplied on concealed mechanical FLUSH TRIM or FLANGE TRIM units only. For grid type ceilings, unit rests on the flanges of the exposed spline or tee. Integral Pull-Out Clips are supplied on all Grid and Fine Line type ceilings. See CEILINGS, and specify type. Knockouts and wiring access plate are provided on back, with additional knockouts on ends for feed and thru-wiring.

FINISH: All steel component parts are completely protected against rust and discoloration after fabrication through an automated conveyorized multi-stage phosphate bonding process. Finished with an electrostatic baked matte white Tex-Tone® polyester thermosetting powder coating. This electronic computer controlled integrated system assures consistent 88%+ reflectance efficiency and maximum durability.

CERTIFICATION: The COMFORT-LUME® II Series 5822/5824 are U.L. and C.U.L. listed and bear the label of the I.B.E.W./AFL-CIO, Local #3. Optionally U.L. listed for Damp Location "DL".

COMFORT-LUME®, XTRALUME® and LEGION® are registered trademarks of LEGION LIGHTING CO., INC. TEX-TONE™ is a trademark of LEGION LIGHTING CO., INC.



NOM. SIZE	GRID	SLIP-IN	FLANGED
2' x 2'	23 ³ / ₄ " x 23 ³ / ₄ "	23 ¹⁵ / ₁₆ " x 23 ¹⁵ / ₁₆ "	25" x 25"
2' x 4'	23 ³ / ₄ " x 47 ³ / ₄ "	23 ¹⁵ / ₁₆ " x 47 ¹⁵ / ₁₆ "	25" x 49"



SOFT HARMONIOUS GLARE-FREE PERFORATED SHIELD. NO DARK PROTRUSIONS BELOW CEILING.

ORDERING DATA

Nom. Size	No. and Type Lamps	Specify Ceiling	Wt.	Catalog No.
2' x 2'	▲ 2-F40TT/RS	F, J, S	29	5822-2BX40
	▲ 2-F50TT/RS			5822-2BX50
	▲ 2-F55TT/RS			5822-2BX55
	2-F14-T5			5822-214
	2-F24HO-T5			5822-224HO
2' x 4'	▲ 4-F40TT/RS	F, J, S	54	5824-4BX40
	▲ 4-F50TT/RS			5824-4BX50
	▲ 4-F55TT/RS			5824-4BX55
	2-F28-T5			5824-228
	2-F54HO-T5			5824-254HO

▲ F40TT/RS, F50TT/RS and F55TT/RS are the ANSI designation of various lamp manufacturers, i.e. G.E. Lighting "BIAX", Phillips "PL", Osram "Dulux L", Sylvania TWIN TUBE.

OPTIONS

Suffix "LT" after catalog no. for cold weather ballast.
 Suffix "EM" after catalog no. for emergency battery pack, see price list for types.
 Suffix "DL" after catalog no. for damp location.
 Suffix "XTALD" after catalog no. and consult factory.
 For a HI-TECH visual appearance, a linear ribbed matte diffuse XTRALUME® reflector is optionally available in lieu of the standard white TEX-TONE™ reflector.

LAMP SHIELDS

Perforated metal shields with white acrylic overlay is standard.

OPTIONAL LAMP SHIELDS

Suffix "MPF" after catalog no. for perforated metal shields without white acrylic overlay.
 Suffix "MSS" after catalog no. for non-perforated solid metal shields.

ENERGY SAVING BALLASTS Where applicable (consult factory).

Suffix "ESB" after catalog number, then / and one of the following:

ELECTRONIC

"EBX"-Electronic (BIAX) Twin Tube Ballast
 "EBDX"-Electronic (BIAX) Twin Tube Dimming Ballast
 "EBDP"-Electronic T5 Dimming Ballast



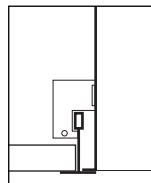
For a HI-TECH visual appearance, a linear ribbed matte diffuse XTRALUME® reflector is optionally available in lieu of the standard white TEX-TONE™ reflector, add suffix "XTALD" to catalog number and consult factory.



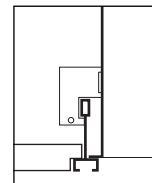
EASY SWING DOWN
PERFORATED SHIELD
ON SPRING LATCH
CATCHES.

CEILING

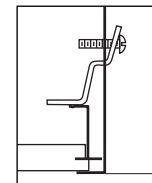
- ++ Type (J) Exposed inverted "T" ceiling.
 - ++ Type (J) Concealed inverted "T" ceiling.
 - ++ Type (J) Exposed inverted "T", Tegular ceiling.
 - ++ Type (J) Exposed inverted "T", Fineline ceiling.
 - + Type (F) Flanged, Concealed "Z" spline ceiling.
 - + Type (S) Flush, Concealed "Z" spline ceiling.
- ++ (J) Exposed troffer supplied with pull-out clips. The corners of the ceiling opening should be well supported to withstand the weight of the troffer.
 + (F) Flanged and (S) Flush troffers provided with leveling jacks. Z splines must face outward from troffer.



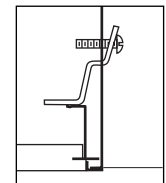
EXPOSED "T" BAR
Type "J" Lay-In



FINE LINE
Type "J" Lay-In



CONCEALED "Z" BAR
Type "F" Flanged trim



CONCEALED "Z" BAR
Type "S" Slip-In
flush trim

PHOTOMETRIC DATA

Photometrics and/or performance summaries for your particular layout available, consult factory

Information supplied primarily for illustrative purposes, subject to change. Consult factory for verification and minimum quantity orders.