


## APPLICATIONS

The EXCELON® “RD” series of surface units with regressed aluminum door are designed and precision engineered to meet the highest quality standard for today's discriminating specifier. Offering the widest choice of lamp/diffuser configurations. Exclusive LIGHT-LOCK™ design and positive hinging and high efficiency makes this the ideal troffer for any and all general lighting requirements. For offices, stores, schools, hospitals and public buildings.



## SPECIFICATIONS

**CONSTRUCTION:** Die formed of code gauge steel, rigidly fabricated, and electrically welded to insure true and perfect alignment.

**SOCKET PLATE/REFLECTOR:** Die formed of code gauge steel, socket plate securely mounted to housing. Reflector formed to optically correct contour to provide maximum efficiency, removable to access wiring. XTA-XTRALUME® energy efficient reflector available (see Options).

**DOOR:** Heavy gauge extruded aluminum with mitered corners, 5/8" regress, with exclusive “LIGHT-LOCK™” design for light tight fit to housing. Door hinges from either side on concealed T-slot hinges and is secured in the closed position by positive locking lever latches allowing access to the interior without the use of tools.

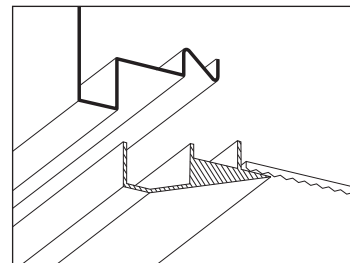
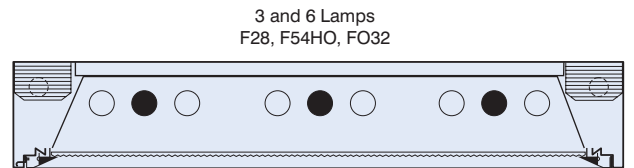
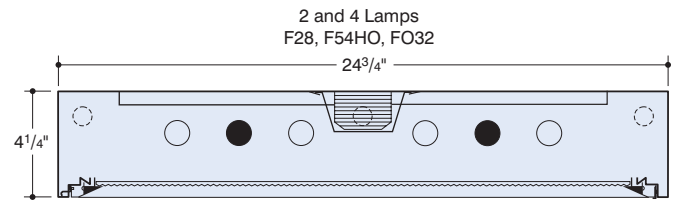
**ELECTRICAL:** 2, 3, 4 and 6 lamp T5 electronic program start 450MA for 14W, 28W and 460MA to 300MA for 24W and 54W T5HO, or 2, 3, 4 and 6 lamp Octic T8 265MA electronic instant start ballasts. High power factor, Class A sound rated <10% THD (less than 10% Total Harmonic Distortion). U.L., CSA, FCC listed Type 1 for multi-voltage 120/277 50/60Hz operation. Other voltages and frequencies available, CONSULT FACTORY.

**MOUNTING:** Installed flush with ceiling, surface mounted, singly or in continuous rows. For continuous mounting - knockouts are removed in end and units joined together. Adequate knockouts for stem or flush surface mounting are provided. **CONSULT FACTORY FOR STEM MOUNTING.**

**FINISH:** All steel and aluminum component parts are completely protected against rust and discoloration after fabrication through an automated conveyorized multi-stage phosphate bonding process. Finished with an electrostatic baked white polyester thermosetting powder coating. This electronic computer controlled integrated system assures consistent 88%+ reflectance efficiency and maximum durability.

**CERTIFICATION:** The EXCELON® “RD” Series 452 is U.L. and C.U.L. listed and bears the label of the I.B.E.W./AFL-CIO, Local #3. Optionally listed for damp locations “DL”.

EXCELON®, XTRALUME® and LEGION® are registered trademarks of LEGION LIGHTING CO., INC. LIGHT-LOCK™ is a trademark of LEGION LIGHTING CO., INC.



Exclusive LIGHT-LOCK™ design for light tight fit of door to housing. Diffuser inserted without the use of tools.




**ORDERING DATA**

	Catalog No.	No. and Type Lamps	Nominal Dimensions	Weight
<b>T5 LAMPS</b>	452-228	2-F28-T5	24" x 48"	42
	452-254HO	2-F54HO-T5		
	452-328	3-F28-T5		
	452-354HO	3-F54HO-T5		45
	452-428	4-F28-T5		
	452-454HO	4-F54HO-T5		
	452-628	6-F28-T5		
452-654HO	6-F54HO-T5	49		
<b>T8 LAMPS</b>	452-232 EBO	2-FO32-OCT-T8	24" x 48"	42
	452-332 EBO	3-FO32-OCT-T8		45
	452-432 EBO	4-FO32-OCT-T8		45
	452-632 EBO	6-FO32-OCT-T8		49

NOTE: T12, BIAx and SLIMLINE lamps available, CONSULT FACTORY.

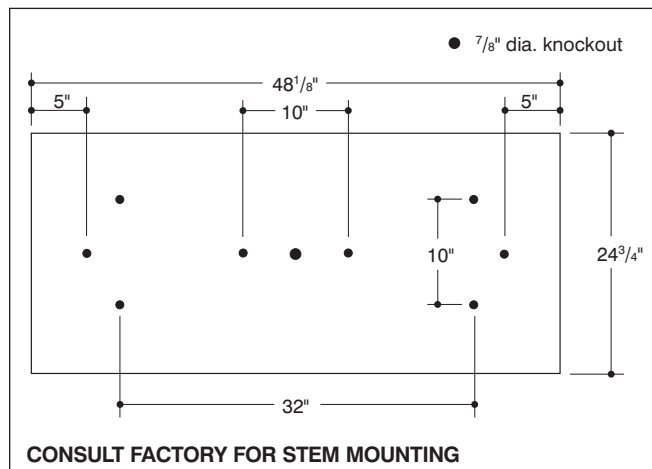
OCTRON™ is a registered trademark of SYLVANIA  
BIAx™ is a trademark of General Electric Co.  
LEXAN® is a registered trademark of General Electric Co.

**REGRESS DOOR**



5/8" Regress

**BACK PLANS**



**OPTIONS**

Suffix "DIM" after catalog no. for dimming ballast.  
Suffix "LT" after catalog no. for cold weather ballast.  
Suffix "EM" after cat. no. for emergency battery pack, see price list for types.  
Suffix "DL" after catalog no. for damp location.  
Suffix "GASK" after catalog no. for gasketed door and lens.  
Suffix "TP" after catalog no. for tamperproof screws on door.  
Suffix "XTA" after catalog no. for XTRALUME® reflector standard with 85% reflectance, for 95% reflectance please specify your requirements.

**FOR OPTIONAL DOOR FINISHES CONSULT FACTORY**

**OPTIONAL REFLECTORS**

Suffix "XTA" after catalog no. for XTRALUME® reflector standard with 85% reflectance, for 95% reflectance please specify your requirements, and consult factory.  
Suffix "XTALD" after catalog no. for linear ribbed matted diffuser, and consult factory.  
Suffix "WO" after catalog no. for white optics, and consult factory.

**DIMMING BALLASTS**

Suffix "EBDO" after catalog no. for T8 dimming ballast.  
Suffix "EBDP" after catalog no. for T5 dimming ballast.  
Suffix "EBDX" after catalog no. for BIAx Twin-Tube dimming ballast.  
Suffix "EBDOA" after catalog no. for electronic dimming ballast ADVANCE MARK X.  
Suffix "ECO-10" after catalog no. for electronic dimming ballast LUTRON ECO-10.  
Suffix "HIL" after catalog no. for LUTRON HI-LUME dimming ballast.  
Suffix "H3D" after catalog no. for LUTRON HI-LUME 3D dimming ballast.  
Suffix "ECO-5" after catalog no. for LUTRON ECO SYSTEM.

**ELECTRONIC BALLASTS**

"EBO"- Electronic T8 Octron ballast.  
"EBX"- Electronic (BIAx) Twin-Tube ballast.  
Electronic T5/T5HO ballast

OTHER DIMMING AND PROGRAM START BALLASTS ARE AVAILABLE, CONSULT FACTORY.

**Legion is a Lutron® Silver Partner**

Lutron® is a registered trademark of Lutron Electronics

**SHIELDING MEDIA**

- Type (AL) 1/2" cube aluminum louver-white.
- Type (PL) 1/2" cube styrene louver-white.
- Type (PLA) 1/2" cube acrylic louver-white.
- Type (PAF) 5/8" cube Paraflex specular silver louver-styrene.
- Type (PAFA) 5/8" cube Paraflex specular silver louver-acrylic.
- Type (PW) 1/2" cube Parawedge specular silver louver-styrene.
- Type (PWA) 1/2" cube Parawedge spec. silver louver-acrylic.
- Type (PAFIVA) 3/4" x 3/4" x 1/2" deep Paraflex specular silver louver-acrylic.
- Type (PL3A) 3/4" x 3/4" x 1/2" deep high efficiency spec. silver louver-acrylic.
- Type (PL5A) 3/4" x 3/4" x 1/2" deep high efficiency spec. silver louver-acrylic.
- Type (RFA) acrylic plastic refractor, Pattern 12
- Type (RFL) polycarbonate Lexan® prismatic refractor.
- Type (K19A) KSH K19 acrylic lens.
- Type (FA) flat white acrylic.
- Type (GRA) glass fiber reinforced acrylic.
- Type (AIM) American injection molded acrylic.
- Type (K15A) 3/16" thick acrylic plastic refractor.
- Type (K20A) KSH K20 acrylic lens.
- Type (K11A) louvered prismatic acrylic panel.
- Type (RFI) Radio Frequency acrylic prismatic lens.
- Type (K3E) KSH K3E acrylic lens.
- Type (PH) Parahex specular silver louver.

CONSULT FACTORY FOR MINIMUM QUANTITY ORDER AND AVAILABILITY. Select the diffuser required and add suffix to catalog number. EXAMPLE: 452-432-EBO-RFA.

For Photometric Data Consult Factory

Information supplied primarily for illustrative purposes, subject to change.  
Consult factory for verification and minimum quantity orders.

