


APPLICATIONS

Legion's My-T-L.E.D.™ Task Light series designed with simplicity, low profile, and high light source provides the designer with an exceptionally high quality, yet economical work station lighting unit, incorporating the best of lighting design and materials to allow for maximum lumen output and minimum glare.



SPECIFICATIONS

CONSTRUCTION: Die formed of 20 gauge steel, rigidly fabricated and electronically welded to insure true and perfect alignment.

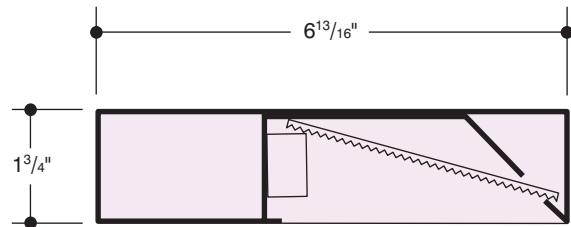
REFLECTOR: CAD engineered to optically correct contour, with a highly reflective finish, provides high performance efficiency and maximum distribution of light spread to the task area.

ELECTRICAL: Electronic Driver, low profile, sound rated "A", 350-700MA electronic driver for 110-240 volts, 50-60Hz operation. Other drivers, voltages and frequencies are available, consult factory. All electrical components mounted on housing for ease of installation and servicing.

SHIELDING: Clear acrylic lateral ribbed lens with a 90° included angle on 1/8" centers. A hammertone texture is applied to the lens surface to diffuse the light rays and eliminate harsh spikes of light, with the ribs running perpendicular to the lamp axis to vary light spread to the task area.

FINISH: All steel components parts are completely protected against rust and discoloration after fabrication through an automated conveyorized multi-stage phosphate bonding process. Finished with an electrostatic baked white polyester thermosetting powder coating. This electronic computer controlled integrated system assures consistent 88%+ reflectance efficiency and maximum durability. Other colors available, see color chart and CONSULT FACTORY.

CERTIFICATION: The Series 316 is U.L. and C.U.L. pending and bears the label of the I.B.E.W./AFL-CIO, Local #3.



ALL DIMENSIONS SHOWN ARE NOMINAL

MY-T-L.E.D.™ is a trademark of LEGION LIGHTING CO., INC.
LEGION® is a registered trademark of LEGION LIGHTING CO., INC.

ORDERING DATA

Catalog No.	No. and Type Lamp	Horizontal Length	Wt.
316-106-ACL	LLN-6-WW	13"	5
316-112-ACL	LLN-12-WW	26"	9

Due to the frequent changes and advancements in LED technology, consult factory for quantity of LEDs available per fixture length.

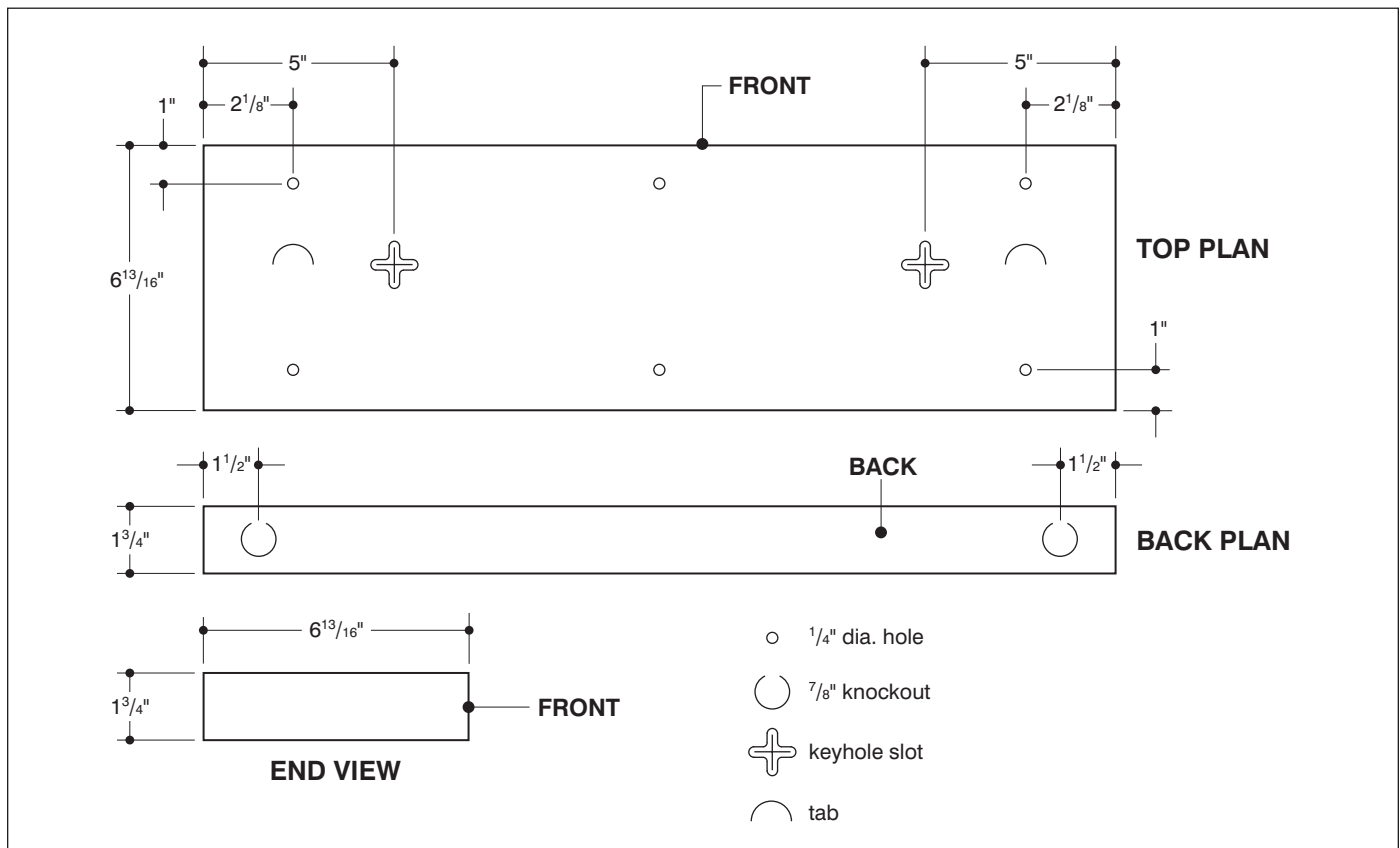
OPTIONS

Suffix "RSW" after catalog no. for Positive Position Rocker Switch.
 Suffix "GCO" after catalog no. for Grounded Convenience Outlet.
 Suffix "CP" after cat. no. for 6 ft. cord and plug.
 Suffix "WW" after catalog no. for Warm White. Other colors are available, please consult factory for specific information.

ELECTRONIC DRIVERS:

- 1-12 watt Driver
- Universal Driver
- Dimmable Driver

BACK PLANS



Information supplied primarily for illustrative purposes, subject to change. Consult factory for verification and minimum quantity orders. Photometrics and/or performance summaries for your particular layout available, consult factory.