


## APPLICATIONS

The PARALUME® series of static and air handling troffers are designed for individual or continuous row installations in data processing areas, offices, schools, stores and libraries.

The deep cell anodized aluminum louver eliminates glare and ceiling reflections when used in task situations.



## SPECIFICATIONS

**HOUSING:** Die formed of 20 ga. cold rolled steel, rigidly fabricated, and electrically welded to insure true and perfect alignment.

**SOCKET PLATE:** Die formed of 20 ga. cold rolled steel, securely mounted and readily removable for socket maintenance.

**REFLECTOR:** Die formed of 20 ga. cold rolled steel, securely mounted to housing. Formed to optically correct contour to provide maximum efficiency, removable to access wiring without the use of tools. XTA-XTRALUME® energy efficient reflector available (see options).

**LOUVER:** Large cell parabolic louver fabricated from semi-specular anodized low iridescence aluminum. Blades are precisely formed and rigidly assembled to maintain parabolic contour and assure proper surface brightness control. The louver assembly hinges from either side allowing access to the interior without the use of tools and floats within the housing in a fully bordered matte black reveal.

**ELECTRICAL:** Thermally protected class "P" Energy Saving Rapid Start HPF 265MA T8, 430MA T12, magnetic ballast for 118V 60 Hz operation standard. Optional electronic ballasts, other voltages and frequencies are available, (consult factory).

**MOUNTING:** Designed to integrate into most standard ceilings. Quick Mount leveling jacks are supplied on concealed mechanical units only. For grid type ceilings, unit rests on the flanges of the exposed spline or tee. Fine Line clips are supplied on units used in Donn-Fine Line type ceilings. See ceilings and specify type. Knockouts provided on back and ends for feed and thru-wiring.

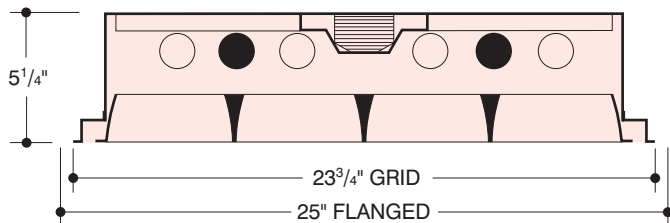
**AIR HANDLING:** Designed to perform as a static, air supply or air return unit, (see air handling function). Compatible with all major air supply diffusers – supplied by others.

**FINISH:** All steel components parts are completely protected against rust and discoloration after fabrication through an automated conveyORIZED multi-stage phosphate bonding process. Finished with an electrostatic baked white polyester thermosetting powder coating. This electronic computer controlled integrated system assures consistent 88%+ reflectance efficiency and maximum durability.

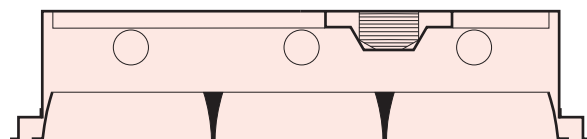
**CERTIFICATION:** The Paralume® II is U.L. and C.U.L. listed and bears the label of the I.B.E.W./AFL-CIO, Local #3. Optionally U.L. and C.U.L. listed for damp locations "DL".

PARALUME®, XTRALUME® and LEGION® are registered trademarks of LEGION LIGHTING CO., INC.

2 and 4 Lamps - F40, FO32



3 Lamps - F40, FO32



### LOUVERS



● PB12/2  
12 CELL



● PB18/2  
18 CELL



● PB24/2  
24 CELL



● PB16/2  
16 CELL



● PB32/2  
32 CELL

06/01

**ORDERING DATA**

Nom. Size	No. and Type Lamps	Specify Ceiling	Louwer # of Cells	Wt.	Catalog No.
2' x 4'	2-40W-RS	* F,J,S	18	38	272-240-PB18/2
	2-FO32-OCT				272-232-PB18/2 EBO
2' x 4'	2-40W-RS	* F,J,S	32	40	272-240-PB32/2
	2-FO32-OCT				272-232-PB32/2 EBO
2' x 4'	3-40W-RS	* F,J,S	18	43	272-340-PB18/2
	3-FO32-OCT				272-332-PB18/2 EBO
2' x 4'	3-40W-RS	* F,J,S	32	43	272-340-PB32/2
	3-FO32-OCT				272-332-PB32/2 EBO
2' x 4'	4-40W-RS	* F,J,S	18	43	272-440-PB18/2
	4-FO32-OCT				272-432-PB18/2 EBO
2' x 4'	4-40W-RS	* F,J,S	32	43	272-440-PB32/2
	4-FO32-OCT				272-432-PB32/2 EBO

- \* Advise run lengths when used in continuous runs.
- Other louver cellular patterns available, see Options and consult factory. For 3x3 and 4x4 units, consult factory for availability.

OCTRON™ is a registered trademark of SYLVANIA.

**CEILINGS**

- + Type (F) Flanged, Wet plaster ceiling. (Requires plaster frame, optional suffix PF.
  - + Type (F) Flanged, Concealed "Z" spline ceiling, Z splines must face outward from troffer.
  - + Type (F) Flanged, Metal pan 1" "T" bar only and Simplex Ceiling.
  - + Type (F) Flanged, Armstrong ATS - snap bar must run perpendicular to side of troffer - Mount on black iron.
  - ++ Type (J) Exposed inverted "T" ceiling.
  - ++ Type (J) Concealed inverted "T" ceiling.
  - ++ Type (J) Exposed inverted "T", Tegular ceiling.
  - ++ Type (J) Exposed inverted "T", Fineline ceiling. (Req's. Fineline clips) suffix FLC.
  - + Type (S) Flush, Wet plaster ceiling. (Requires plaster frame, optional suffix PF.
  - + Type (S) Flush, Concealed "Z" spline ceiling, Z splines must face outward from troffer.
  - + Type (S) Metal pan 1" "T" bar only and Simplex ceiling.
- 
- + (F) Flanged and (S) Flush troffers provided with Quick Mount leveling jacks.
  - ++ (J) Exposed (J) Concealed troffers: The corners of the ceiling opening should be well supported to withstand the weight of the troffer.

**OPTIONS**

- Suffix "DIM" after catalog no. for dimming ballast.
- Suffix "LT" after catalog no. for cold weather ballast.
- Suffix "EM" after cat. no. for emerg. battery pack, see price list for types.
- Suffix "DL" after catalog no. for damp location.
- Suffix "PB12/2" after cat. no. for 12 cell louver.
- Suffix "PB24/2" after cat. no. for 24 cell louver.
- Suffix "PB16/2" after cat. no. for 16 cell louver.
- Suffix "WH" after cat. no. for White finish on louver.
- Suffix "SSG" after cat. no. for Semi-specular Gold finish on louver.
- Suffix "XTA" after catalog no. for XTRALUME® reflector std. with 85% reflectance, for 95% reflectance
- Change Louver SUFFIX and consult factory for availability and minimum quantity order.

**ENERGY SAVING BALLASTS** Where applicable (consult factory). Suffix "ESB/" after catalog number, and then one of the following:

- |                                    |                                      |
|------------------------------------|--------------------------------------|
| <b>MAGNETIC</b>                    | <b>ELECTRONIC</b>                    |
| "SLH"-Super Low Heat T12 Ballast   | "EB"-Electronic T12 Ballast          |
| "MM-I"-Maxi Miser I T12 Ballast    | "EBO"-Electronic T8 Octron Ballast   |
| "PRE"-Premium III T12 Ballast      | "EBD"-Electronic T12 Dimming Ballast |
| "OCT"-Octron T8 Ballast            | "EBDO"-Electronic T8 Dimming Ballast |
| "OPT"-Optimizer Ballast            |                                      |
| "DIM"-Magnetic T12 Dimming Ballast |                                      |

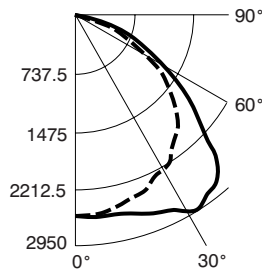
**SPECIFY AIR HANDLING FUNCTION** (Suffix after catalog no.).

- AS** - Air Supply/Return - slots in 2 sides, parallel to lamps.
- ST** - Static - no slots.
- PC** - For Air Pattern Control Blades.

**PHOTOMETRICS**

Cat. No. **272-340-PB18/2**, with 2" deep 18 cell semi-specular aluminum louver Lamps: (2) F40WW each rated 3150 lumens.

Total Luminaire Efficiency = 74.8%  
 Plane 0-Deg. 90-Deg.  
 Spacing Criteria: 1.28 1.61



Average Luminance (Footlamberts)		
Vertical Angle	Horizontal Plane	
	0°	90°
0	397	397
45	377	496
55	345	256
65	267	100
75	35	17
85	18	12

Zonal Lumen Summary			
Zone	Lumens	% Lamp	% Fixt.
0-30	2157	22.8	30.5
0-40	3711	39.3	52.5
0-60	6463	68.4	91.4
0-90	7071	74.8	100.0

Floor	Coefficients of Utilization - Zonal Cavity Method											
	Ceiling	20%										
		80%			70%				50%			
Walls	70%	50%	30%	10%	70%	50%	30%	10%	50%	30%	10%	
0	.89	.89	.89	.89	.87	.87	.87	.87	.83	.83	.83	
1	.82	.80	.77	.75	.81	.78	.76	.73	.75	.73	.71	
2	.76	.71	.66	.63	.74	.69	.65	.62	.67	.63	.61	
3	.70	.63	.58	.53	.68	.62	.57	.53	.60	.55	.52	
4	.64	.56	.50	.46	.63	.55	.50	.45	.53	.49	.45	
5	.59	.50	.44	.40	.58	.49	.44	.39	.48	.43	.39	
6	.55	.45	.39	.35	.53	.45	.39	.34	.43	.38	.34	
7	.51	.41	.35	.30	.49	.40	.35	.30	.39	.34	.30	
8	.47	.37	.31	.27	.46	.37	.31	.27	.36	.31	.27	
9	.44	.34	.28	.24	.43	.34	.28	.24	.33	.28	.24	
10	.41	.31	.26	.22	.40	.31	.26	.22	.30	.25	.22	