

APPLICATIONS

MULTI SIDE MINI-STRIP® offers the specifier for the first time, the smallest electronic octic ballasted strip. This Low Profile design opens new vistas and allows greater flexibility for the designer heretofore only accomplished with strips with remote ballast. The compact design occupies minimum space providing high lumen output, energy and installation saving, and impressive color rendering availability. Quality components, welded construction, post powder coated finish, assuring a long trouble free life.



SPECIFICATIONS

CONSTRUCTION: Die formed of 20 gauge cold rolled prime steel, rigidly fabricated, and electrically welded to insure true and perfect alignment.

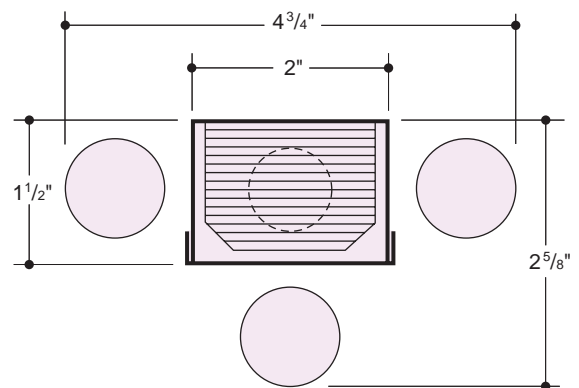
MOUNTING: Installed flush with ceiling surface or stem mounted, singly or in continuous rows. For continuous mounting, 7/8" dia. end knockouts may be removed and units joined together. Adequate knockouts and holes are provided for mounting and feeds.

ELECTRICAL: 1, 2 or 3 lamp Octic T8, 265MA Electronic High Power Factor, class "A" sound rated low THD ballast, U.L. listed Type 1 for 118 volt 60Hz operation. Other voltages and frequencies available. CONSULT FACTORY.

FINISH: All steel component parts are completely protected against rust and discoloration after fabrication through an automated conveyerized multi-stage phosphate bonding process. Finished with an electrostatic baked white polyester thermosetting powder coating. This electronic computer controlled integrated system assures consistent high reflectance efficiency and maximum durability.

CERTIFICATION: The MULTI SIDE MINI-STRIP® Series 1575 is U.L. and C.U.L. listed and bears the label of the I.B.E.W./AFL-CIO, Local #3. Optionally U.L. and C.U.L. listed for damp locations "DL".

Due to the very nature of coves and enclosed areas, the heat ambiance temperature must be considered when designing and installing in confined spaces, so that the spaces are adequately ventilated to provide heat dissipation and air circulation to prevent ballast cycling, failure, or reduced ballast and lamp life.



MINI-STRIP®, XTRALUME® and LEGION® are registered trademarks of LEGION LIGHTING CO., INC.

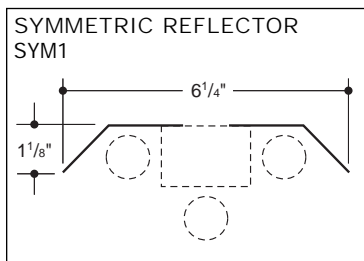
ORDERING DATA

| Catalog No. | No. and Type Lamps | Nominal Dimensions | Wt. |
|-----------------|--------------------|--------------------|-----|
| 1575-317 EBO | 3-FO17-OCT-T8 | 2" x 24" | 5 |
| 1575-325 EBO | 3-FO25-OCT-T8 | 2" x 36" | 8 |
| 1575-332 EBO | 3-FO32-OCT-T8 | 2" x 48" | 9 |
| 1575-360 EBO | 3-FO40-OCT-T8 | 2" x 60" | 12 |
| 1575-325-6T EBO | 6-FO25-OCT-T8 | 2" x 72" | 15 |
| 1575-332-8T EBO | 6-FO32-OCT-T8 | 2" x 96" | 17 |

OPTIONS

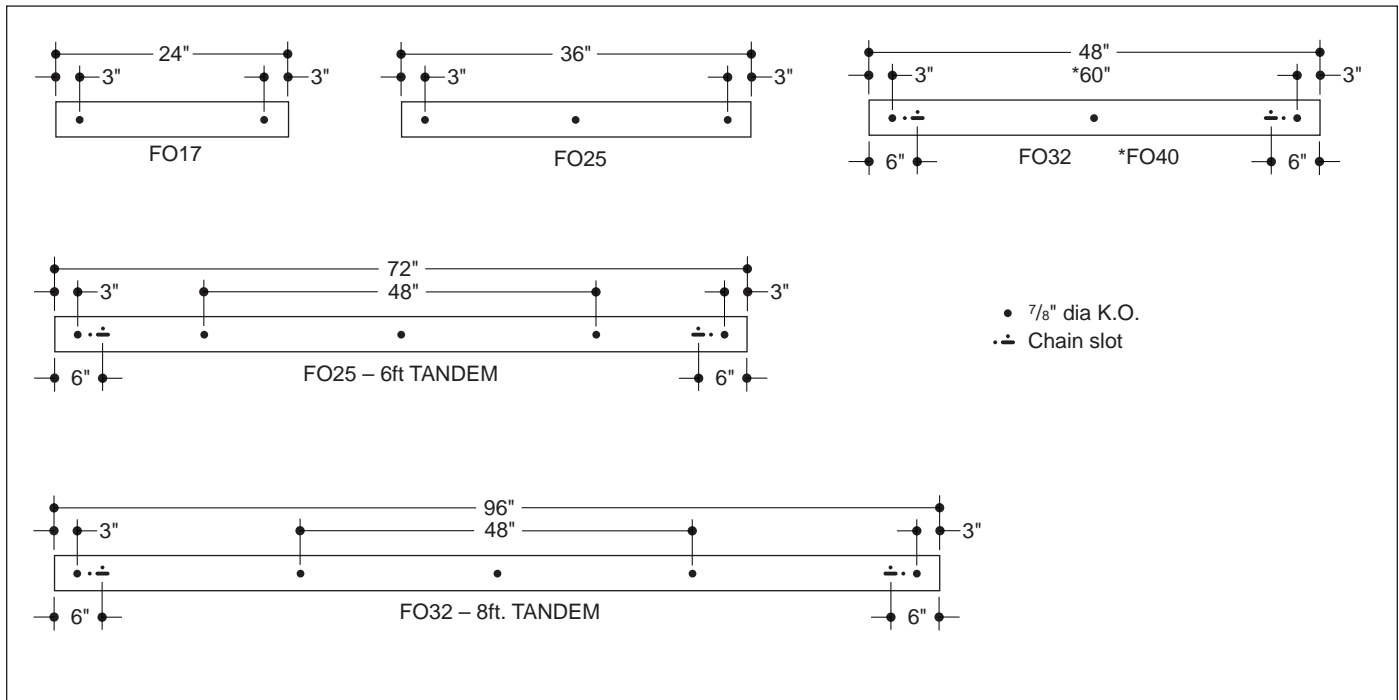
- ** Suffix "DIM" after catalog no. for dimming ballast.
- Suffix "LT" after catalog no. for cold weather ballast.
- Suffix "DL" after catalog no. for damp location.
- Suffix "EM16" after catalog no. for low profile emergency battery pack.
- Suffix "XTA" after catalog no. for XTRALUME® reflector standard with 85% reflectance, for 95% reflectance specify your requirements.
- * Suffix "WG" after catalog no. for wire guard.
- Suffix "M/S" after catalog no. for master/slave wiring and consult factory.
- ** Consult factory for availability and system capability.
- * Consult factory for availability.
- Reflector available in perforated metal, add suffix "PERF" to catalog number. i.e.: SYM-PERF

REFLECTOR OPTIONS



Reflector configurations shown can be modified to specification. Consult factory for minimum quantity order.

BACK PLANS



FOR PHOTOMETRIC DATA CONSULT FACTORY
Information supplied primarily for illustrative purposes, subject to change.
Consult factory for verification and minimum quantity orders.