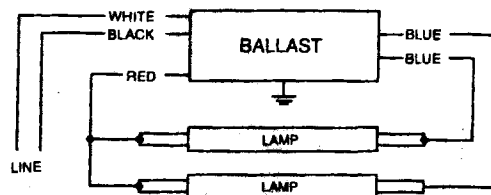
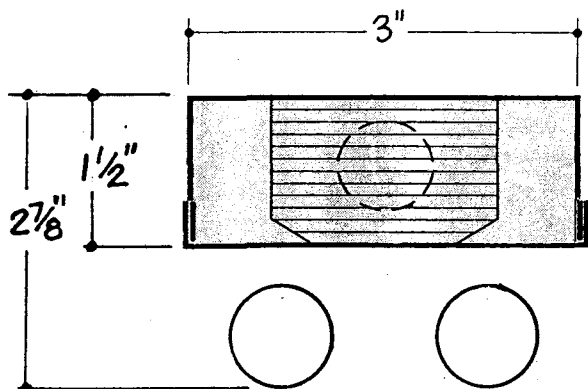
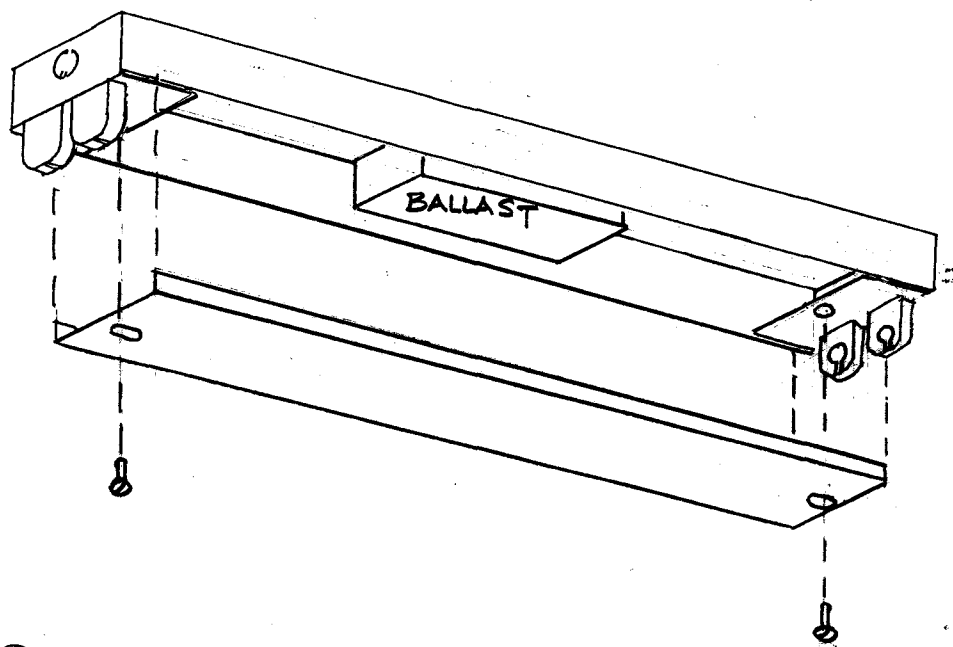


**WARNING:** RISK OF FIRE AND ELECTRIC SHOCK. THIS PRODUCT IS TO BE INSTALLED BY A QUALIFIED ELECTRICIAN **ONLY**.



**WIRING DIAGRAM**



**3** PUT COVER IN PLACE. USE #8/32 (LARGER) SCREW TO FASTEN COVER.

**INSTRUCTIONS**

**1** PLACE LAMPHOLDER IN SLOT. SCREW INTO POSITION WITH #6/32 (SMALLER) SCREW.

Legion Exclusive Adjustable Socket Bar

**2** SLIDE FASTENING CLIP OVER HOLE.

Legion Exclusive Adjustable Socket Bar can be moved up and down to compensate for lamp tolerances of various lamp manufacturers. Allows firm socket contact to lamp contact to prevent arcing.  
**IT IS THE INSTALLERS RESPONSIBILITY TO MAKE SURE THAT THE LAMPS ARE SEATED PROPERLY**